VMTCNC®

To upgrade the global CNC manufacturing

助 力 全 球 智 能 制 造 的 升 级

www.wellmachtool.com

Wechat

Social Media

E-Catalog Download



WMT CNC Industrial Co.,Ltd.

Factory Add: No.67,Liufeng Road,High-tech Zone,Chizhou city,Anhui Privince,China

Saleshop Add: No.111-112,Changjiang South Road, Chizhou, Anhui Province, China

Tel: +86 566 209 1958

Wechat/What's app: +86 139 6593 1142

Email: info@wellmachtool.com grace@wmtcnctool.com

池州市豪迈数控机床有限公司

公司地址： 安徽省池州市高新区六峰路 67 号

销售地址： 中国安徽省池州市长江南路 111-112 号

电话： +86 566 209 1958

微信： +86 139 6593 1142

邮箱： info@wellmachtool.com grace@wmtcnctool.com

* 产品不断改进，若有变更恕不另行通知

*Products are constantly improving and subject to change without prior notice

www.wellmachtool.com

· 专业机床制造商 ·

VMTCNC

综合样本

Catalog
-2024-

池州市豪迈数控机床有限公司

WMT CNC Industrial Co.,Ltd

ABOUT US
关于我们

池州市豪迈数控机床有限公司及其旗下的池州豪迈机电贸易有限公司位于安徽省池州贵池高新区科技园内，一期占地面积 15000 平米，总投资 8000 万人民币，是国内专业生产和销售各类高精数控机床、普通金属切削和成形机床的高新技术企业，为全球的汽车产业、航天航空、电子等行业提供值得信赖的加工母机。

公司通过了 ISO9001:2000 国际质量体系认证，产品已通过 CE 认证。产品的主要功能部件均采用如日本、台湾及德国等世界知名品牌产品，凭借着先进的加工和检测设备，科学的管理、历经千百次改进，品质稳定，信赖可靠。已与美国、欧洲、南美、东南亚等 100 多个国家和地区的企业建立了长期合作关系。产品实行终身维修服务，免费为用户提供技术培训和 24 小时售后服务。

竭诚欢迎新老客户通力合作，共创辉煌。

WMT CNC Industrial Co., Ltd. are located in the Science and Technology Park of Guichi High-Tech Zone, Chizhou, Anhui Province, with an area of 15,000 square meters in the first phase and a total investment of 80 million RMB. It is a high-tech enterprise specializing in the production and sales of various high-precision CNC machine tools, conventional metal cutting and forming machine tools in China, providing reliable machining mother machines for the lines of automotive industry, aerospace industry, and electron industry, etc.in the whole world.

We have passed ISO9001:2000 Quality System Certification and CE certifications. Main functional components of products are from well-known brands in the world such as Japan, Taiwan, and Germany. With advanced processing and testing equipment, scientific management, and thousands of improvements, our quality is very stable and reliable. We have established long-term cooperation and service with enterprises in over 100 countries and regions such as the United States, Europe, South America and Southeast Asia etc. We provide lifetime maintenance service, free technical training and 24-hour online service always .

We sincerely welcome new and old customers to cooperate with us and strive for a brilliant future together.

COMPANY HORNOR
公司荣誉

Company Mission
公司使命

To upgrade the global CNC manufacturing.
助力全球智能制造的升级

Company Vision
企业愿景

By adhering to the concept of "not to be bigger, but must be more refined" and become the first-choice manufacturer and service provider of precision mold and parts processing equipment in the world.
豪迈秉承“不求做大只求做精”的理念，成为全球精密模具零件加工设备的首选制造商和服务商



EXHIBITION STYLE 展会风采


Thailand exhibition 2023


Russia Exhibition 2023



134th Canton Fair



Beijing CIMT2023


133rd Canton Fair


126th Canton Fair2019


125th Canton Fair


124th Canton Fair


123rd Canton Fair


Beijing CIMT 2021


Beijing CIMES


Beijing CIMES


METALTECH Malaysia


Brno Exhibition,Czech


EMO Hannover 2019


ITM 2015 Poland

CONTENTS 目录

车床	Lathe Machine	01-18
多功能机床	Lathe/Mill/Drill Machine	19-21
钻铣床	Mill/Drill Machine	22-26
立式钻床	Vertical Drilling Machine	27-28
铣床	Milling Machine	29-35
液压摇臂钻床	Hydraulic Radial Drilling Machine	36-36
平面磨床	Surface Grinding Machine	37-42
外圆磨床	Cylindrical Grinding Machine	43-46
锯床	Saw Machine	47-51
牛头刨床	Shaper Machine	52-52
插床	Slotting Machine	53-54
光纤激光切割机	Fiber Laser Cutting Machine	55-58
折弯机	Press Brake	59-61
剪板机	Shearing Machine	62-63
卷板机	Rolling Machine	64-66
压力机	Press Machine	67-72
砂带机	Belt Grinder	73-73
卷圆机	Round Bending Machine	74-74

重型车床
Heavy-duty Lathe



CW6280E



CW6163E

随机附件 | Standard accessories

· 拨盘	· Driving plate
· 三 / 四爪卡盘	· Three/Four-jaw chuck
· 主轴顶尖	· Spindle Center
· 尾座顶尖	· Tailstock center
· 顶尖套	· Center sleeve
· 刀架扳手	· Tool post spanner
· 中心架	· Steady rest
· 跟刀架	· Follower rest
· 调整垫铁	· Iron gasket
· 乱扣盘	· Thread dial
· 圆螺母扳手	· Round nut spanner
· 英文说明书	· English instruction manual

可选附件 | Optional accessories

· 锥度靠模	· Taper turning attachment
· 花盘	· Face plate
· 活顶尖	· Live center
· 数显	· DRO

参数	Specification	CW6163E	CW6180E	CW6100E	CW6120E
床身上最大回转直径	Max. swing over bed	630mm	800mm	1000mm	1200mm
马鞍上最大回转直径	Max. swing in gap	830mm	1000mm	1200mm	1400mm
横拖板上最大回转直径	Max swing over cross slide	350mm	480mm	680mm	800mm
床身宽度	Bed width	550mm	550mm	550mm	550mm
两尖顶距离	Distance between centers	1000/1500/2000/3000/4000/5000/6000/8000/10000mm			
花盘前马鞍有效长度	Valid length of gap	300mm	300mm	300mm	300mm
主轴孔径	Spindle bore	105/130mm	105/130mm	105/130mm	105/130mm
主轴锥孔	Spindle taper	1:20	1:20	1:20	1:20
主轴转速范围	Spindle speed	14-750rpm (18 steps)			
主轴端部尺寸	Spindle nose	D-11			
纵向主轴每转进给量范围	Longitudinal feeds range	72kinds 0.048-24.3mm/r			
横向主轴每转进给量范围	Cross feeds range	72 kinds 0.024-12.15mm/r			
快速进给：纵向 / 横向	Rapid feed:long/cross	4/2m/min			
丝杆尺寸：直径 / 螺距	Leadscrew size:Diameter/Pitch	T48mm/12mm , T55mm/12mm			
公制螺纹范围（种数）	Metric threads range	54 kinds, 1-240mm			
英制螺纹范围（种数）	Metric threads range	36 kinds, 1-28inch			
模数螺纹范围（种数）	Inch threads range	27 kinds, 0.5-60 DP			
经节螺纹范围（种数）	Moudle threads range	27 kinds, 1-30TPI			
横拖板行程	Cross slide travel	250mm	420mm	520mm	520mm
小刀架行程	Compound rest travel	200mm	200mm	200mm	200mm
车刀杆尺寸	Size of tool shank	32 ×32mm	32 ×32mm	32 ×32mm	32 ×32mm
尾座套筒直径	Tailstock quill diameter	100mm	100mm	120mm	120mm
尾座套筒锥度	Tailstock quill taper	MT6	MT6	MT6	MT6
尾座套筒最大行程	Tailstock quill travel	240mm	240mm	240mm	240mm
主电机	Motor power	11kw	11kw	11kw	11kw
冷却泵电机	Motor of cooling pumps	0.09kw	0.09kw	0.09kw	0.09kw
快速进给电机	Motor of rapid feed	1.1kw	1.1kw	1.1kw	1.1kw
机床最大承重	Max. loading weight	2.5T	2.5T	2.5T	2.5T

Email:info@wellmachtool.com www.wellmachtool.com



CW62120(A)



CW62120(A)

参数	Specification	CW6163	CW6180(A)	CW6100(A)	CW6120(A)
床身上最大回转直径	Max. swing over bed	630mm	800mm	1000mm	1200mm
横拖板上最大回转直径	Max. swing over cross slide	345mm	480mm	680mm	880mm
马鞍内最大回转直径	Max. swing in gap	800mm	1000mm	1200mm	1400mm
两顶尖距	Center distance	1000/1500/2000/3000/ 4000/5000/6000/8000/10000/12000mm			
床身导轨宽度	Width of bed	600mm	600mm	600mm	600mm
主轴孔径	Spindle bore	105mm (130mm available for CW6180 and bigger)			
主轴锥孔	Spindle taper	120mm	120mm	120mm	120mm
主轴转速范围	Spindle speed	7.5-1000r/min	7.5-1000r/min	7-720r/min	7-720r/min
快速进给纵向 / 横向	Rapid feed:long/cross	4000mm/min,2000mm/min			
纵向进给量	Longitudinal feed range	0.1-24.3mm/r			
横向进给量	Cross feed range	0.05-12.15mm/r			
公制螺纹	Metric threads	1-240mm (52)			
英制螺纹	Inch threads	1-14TPI (26)			
模数螺纹	Moudle threads	0.5-120mm (53)			
径节螺纹	Diametral threads	1-28DP (24)			
刀具截面	Tool section	32×32mm			
滑板最大横向行程	Cross slide travel	370mm	430mm	520mm	520mm
小刀架最大行程	Compound rest travel	200mm (Auto feed travel 170mm for A type)			
中心架	Steady rest	20-200mm	20-200mm	20-200mm	20-200mm
跟刀架	Follow rest	20-135mm	20-135mm	20-135mm	20-135mm
尾座套筒直径	Tailstock quill diameter	100mm	100mm	120mm	120mm
尾座套筒锥度	Tailstock quill taper	MT6	MT6	MT6	MT6
尾座套筒最大行程	Tailstock quill travel	240mm	240mm	240mm	240mm
主电机	Main motor	11kw	11kw	11kw	11kw
快速进给电机	Rapid feed motor	1.1kw	1.1kw	1.1kw	1.1kw
机床最大承重	Max. loading weight	4T	4T	4T	4T

随机附件 | Standard accessories

· 三 / 四爪卡盘	· Three/Four-jaw chuck
· 主轴顶尖	· Spindle Center
· 尾座顶尖	· Tailstock center
· 顶尖套	· Center sleeve
· 方套筒扳手	· Square socket wrench
· 中心架	· Steady rest
· 跟刀架	· Follower rest
· 调整垫铁	· Iron gasket
· 英文说明书	· English instruction manual

可选附件 | Optional accessories

· 花盘	· Face plate
· 大规格中心架	· larger size steady rest
· 小刀架自动走刀	· Compound slide auto feed
· 锥度靠模	· Taper turning attachment
· 活顶尖	· Live center
· 数显	· DRO

重型车床
Heavy-duty Lathe





随机附件 | Standard accessories

- 四爪卡盘
- 中心架
- 主轴顶尖
- 顶尖套
- 尾架顶尖
- 垫铁 调整螺钉
- 地脚螺栓（螺母及垫圈）
- 齿轮（已装在机床上）
- 油枪
- 刀架扳手
- 英文说明书

- Four-jaw chuck
- Steady rest
- Main spindle centre Morse
- Centre sleeve
- Tailstock centre
- Adjusting bolt of shim plate
- Anchor bolt (Including nut and gasket)
- Gear (equipped on the machine)
- Oil gun
- Tool post spanner
- English instruction manual

可选附件 | Optional accessories

- 托滚
- 电动尾座
- 活顶尖
- 数显

- Open-type Steady rest
- Electric tailstock
- Live center
- DRO

参数	Specification	CWA6⅛100	CWA6⅛125	CWA6⅛140	CWA6⅛160	CW6⅛128	CW6⅛148	CW6⅛168	CW6⅛198	CW6⅛208
床身上最大回转直径	Max. swing over bed	1000mm	1250mm	1400mm	1600mm	1280mm	1480mm	1680mm	1980mm	2080mm
马鞍上最大回转直径	Max. swing in gap	1300mm	1550mm	1700mm	1900mm	1620mm	1820mm	2020mm	2320mm	2420mm
横拖板上最大回转直径	Max. swing over cross slide	620mm	870mm	1000mm	1200mm	800mm	1000mm	1200mm	1500mm	1600mm
床身宽度	Bed width	780mm	780mm	780mm	780mm	1100mm	1100mm	1100mm	1100mm	1100mm
两尖顶距离	Distance between centers	1500/2000/3000/4000/5000/6000/8000/10000/12000mm				2000/3000/4000/5000/6000/8000/10000/12000mm				
马鞍有效长度	Valid length of gap	450mm	450mm	450mm	450mm	600mm	600mm	600mm	600mm	600mm
主轴孔径	Spindle bore	130mm	130mm	130mm	130mm	130mm	130mm	130mm	130mm	130mm
主轴锥孔	Spindle taper	Metric 140	Metric 140	Metric 140	Metric 140	Metric 140	Metric 140	Metric 140	Metric 140	Metric 140
主轴转速范围	Spindle speed	3.15-315r/min / 2.5-250r/mm forward 21changes, reversal 12 changes				3.15-315r/min/2-200r/mm/2.5-250r/mm forward 21changes, reversal 12 changes				
纵向主轴每转进给量范围	Longitudinal feeds range	56kinds 0.1-12mm				56kinds 0.1-12mm				
横向主轴每转进给量范围	Cross feeds range	56kinds 0.05-6mm				56kinds 0.05-6mm				
快速进给：纵向 / 横向	Rapid feed:long/cross	3400mm/min, 1700mm/min				3400mm/min,1700mm/min				
公制螺纹范围（种数）	Metric threads range	44kinds 1-120mm				44kinds 1-120mm				
英制螺纹范围（种数）	Metric threads range	31kinds 0.25-24T.P.I				31kinds 0.25-24T.P.I				
模数螺纹范围（种数）	Inch threads range	45kinds 0.5-60mm				45kinds 0.5-60mm				
经节螺纹范围（种数）	Moudle threads range	38kinds 0.5-56DP				38kinds 0.5-56DP				
主轴中心至刀具安装面距离	Distance between Center&Tool	48mm	48mm	48mm	48mm	48mm	48mm	48mm	48mm	48mm
刀具截面	Tool section	45×45mm	45×45mm	45×45mm	45×45mm	45×45mm	45×45mm	45×45mm	45×45mm	45×45mm
滑板最大横向行程	Cross slide travel	650mm	650mm	650mm	650mm	860mm	860mm	860mm	860mm	860mm
小刀架最大行程	Compound rest travel	280mm	280mm	280mm	280mm	280mm	280mm	280mm	280mm	280mm
尾座套筒直径	Tailstock quill diameter	160mm	160mm	160mm	160mm	260mm	260mm	260mm	260mm	260mm
尾座套筒锥度	Tailstock quill taper	Metric80MT6	Metric80MT6	Metric80MT6	Metric80MT6	Metric 80	Metric 80	Metric 80	Metric 80	Metric 80
尾座套筒最大行程	Tailstock quill travel	300mm	300mm	300mm	300mm	300mm	300mm	300mm	300mm	300mm
主电机	Motor power	22kw	22kw	22kw	22kw	30kw	30kw	30kw	30kw	30kw
冷却泵电机	Motor of cooling pumps	0.15kw	0.15kw	0.15kw	0.15kw	0.15kw	0.15kw	0.15kw	0.15kw	0.15kw
快速进给电机	Motor of rapid feed	1.5kw	1.5kw	1.5kw	1.5kw	1.5kw	1.5kw	1.5kw	1.5kw	1.5kw
尾架电机	Motor of tailstock	1.1kw(optional)	1.1kw(optional)	1.1kw(optional)	1.1kw(optional)	1.5kw	1.5kw	1.5kw	1.5kw	1.5kw
机床最大承重	Max. loading weight	8T	8T	8T	8T	10T	10T	10T	10T	10T

Email:info@wellmachtool.com www.wellmachtool.com



CWA61140




参数	Specification	CWZ61160	CWZ61180	CWZ61200	CWZ61220	CWZ61240	CWZ61240
床身上最大回转直径	Max. swing over bed	1600mm	1800mm	2000mm	2200mm	2500mm	2500mm
横拖板上最大回转直径	Max. swing over cross slide	1250mm	1450mm	1650mm	1850mm	2150mm	2150mm
床身宽度	Bed width	1600mm	1600mm	1600mm	1600mm	1600mm	1600mm
两尖顶距离	Distance between centers	3000/4000/5000/6000/8000/10000/12000/16000mm					
主轴孔径	Spindle bore	85mm	85mm	85mm	85mm	85mm	85mm
主轴锥孔	Spindle taper	120mm Taper1:7	120mm Taper1:7	120mm Taper1:7	120mm Taper1:7	120mm Taper1:7	120mm Taper1:7
主轴转速范围	Spindle speed	0.86-160r/min 3- files hydraulic mechanical speed					
纵向主轴每转进给量范围	Longitudinal feeds range	0.125-45mm/r	0.125-45mm/r	0.125-45mm/r	0.125-45mm/r	0.125-45mm/r	0.125-45mm/r
横向主轴每转进给量范围	Cross feeds range	0.063-24mm/r	0.063-24mm/r	0.063-24mm/r	0.063-24mm/r	0.063-24mm/r	0.063-24mm/r
快速进给：纵向 / 横向	Rapid feed:long/cross	3000mm/min,1500mm/min					
公制螺纹范围（种数）	Metric threads range	2-40mm	2-40mm	2-40mm	2-40mm	2-40mm	2-40mm
英制螺纹范围（种数）	Metric threads range	1-14inch	1-14inch	1-14inch	1-14inch	1-14inch	1-14inch
蜗杆螺纹范围	Worm gear thread range	1.5-20mm	1.5-20mm	1.5-20mm	1.5-20mm	1.5-20mm	1.5-20mm
刀具截面	Tool section	70×70mm	70×70mm	70×70mm	70×70mm	70×70mm	70×70mm
滑板最大横向行程	Cross slide travel	725mm	725mm	725mm	725mm	725mm	725mm
中拖板最大行程	Middle slide travel	600mm	600mm	600mm	600mm	600mm	600mm
尾座套筒直径	Tailstock quill diameter	300mm	300mm	300mm	300mm	300mm	300mm
尾座套筒锥度	Tailstock quill taper	100 taper1:7	100 taper1:7	100 taper1:7	100 taper1:7	100 taper1:7	100 taper1:7
尾座套筒最大行程	Tailstock quill travel	300mm	300mm	300mm	300mm	300mm	300mm
闭式中心架	Close-type steady rest	400-750mm	400-750mm	400-750mm	400-750mm	400-750mm	400-750mm
开式中心架	Open-type steady rest	650-1200mm	650-1200mm	650-1200mm	650-1200mm	650-1200mm	650-1200mm
主电机	Motor power	80kw(DC)	80kw(DC)	80kw(DC)	80kw(DC)	80kw(DC)	80kw(DC)
快速电机	Motor of rapid feed	1.5kw	1.5kw	1.5kw	1.5kw	1.5kw	1.5kw
尾座电机	Motor of tailstock	1.5kw	1.5kw	1.5kw	1.5kw	1.5kw	1.5kw
机床最大承重	Max. loading weight	32T	32T	32T	32T	32T	32T

随机附件
Standard accessories

- 闭式中心架
- 花盘
- 主轴顶尖（安装在主轴上）
- 尾架顶尖
- 垫铁和调整螺栓
- 地脚螺栓 （含螺母及垫圈）
- 电气箱
- 花盘卡爪夹紧加力扳手
- 花盘卡爪移动扳手
- 方头用扳手
- 内六角扳手
- 油枪
- 双头呆扳手
- 交换齿轮（已安装在机床上）
- 英文说明书

- Close-type Steady rest
- Face chuck
- Main spindle centre
- Tailstock centre
- Adjusting bolt of shim plate
- Anchor bolt(Including nut and gasket)
- Electrical cabinet
- Clamping strength wrench by faceplate and jaw
- Mobile wrench by faceplate and jaw
- Square head wrench
- Inner hexagon spanner
- Oil gun
- Double-headed solid wrench
- Gear (equipped on the machine)
- English instruction manual

可选附件
Optional accessories

- 开式中心架
- 活顶尖
- 数显

- Open-type Steady rest
- Live center
- DRO

重型大车床
Heavy-duty Big Lathe



CW6163



CW62125B

参数	Specification	CW6163	CW6180	CW61100Q	CW61125Q
床身上最大回转直径	Max. swing over bed	630mm	800mm	1000mm	1250mm
刀架上最大回转直径	Max. swing over toolpost	350mm	480mm	780mm	930mm
最大加工长度	Max. workpiece length	1500mm/2000mm/3000mm/4000mm/5000mm /6000mm,etc			
床身宽度	Bed width	550mm	600mm	600mm	600mm
马鞍槽内最大回转直径 / 有效宽度	Swing in gap/width	800mm/300mm	1000mm/300mm	1250mm/310mm	1450mm/310mm
主轴孔径	Spindle bore	104mm(Optional:130mm)			
主轴前锥度	Spindle front taper	Metric 120			
主轴转速级数和范围	Spindle speed and range	18 kinds,5.4-720r/min			
纵进给量级效和范围	Cross feed step and range	64 kinds, 0.06-24.3 mm/r			
范围 1:1	Range 1:1	0.1~1.52			
范围 16:1	Range 16:1	1.6~24.3			
用交换齿轮微量进给范围	Change gears micro feed range	0.05~0.912 mm/r			
横向进给量与纵进给量的比率	Ratio of longitudinal feed to cross	1/2			
床鞍快移速度	Gap rapid speed	4000 mm/min			
机床丝杆螺距	Leadscrew pitch	12(metric) 1/2 (inch)			
公制螺纹种数范围	Metric thread	50 kinds 1-240 mm(other type thread 14kinds)			
英制螺纹种数范围	Inch thread	26 kinds 14-1 TPI			
模数螺纹种数范围	Module thread	53 kinds 0.5-120 mm			
径节螺纹种数范围	Pitch thread	24 kinds 28-1 D.P			
下刀架最大横向行程	Lower toolpost travel	420mm	500mm	500mm	500mm
上刀架最大行程	Upper toolpost travel	200mm	200mm	200mm	200mm
尾座套筒行程	Tailstock travel	250mm	250mm	250mm	250mm
尾座套筒锥度	Tailstock taper	MT6	MT6	MT6	MT6
主电机功率	Main motor	11kw	11kw	11kw	11kw
快速电机功率	Rapid motor	1.1kw	1.1kw	1.1kw	1.1kw
冷却泵电机功率	Coolant pump motor	90w	90w	90w	90w
最大承重	Loading weight	1.5T	2.5T	2.5T	2.5T

随机附件 | Standard accessories

· 四爪卡盘	· 调平垫铁	· 4 jaw chuck	· Leveling iron pads
· 卡盘扳手	· 中心架	· Chuck wrenches	· Steady rest
· 工作灯	· 跟刀架	· Working light	· Follow rest
· 润滑系统	· 挡屑板	· Lubricating system	· Splash guard
· 地脚螺栓	· 英文说明书	· Foundation bolts	· English instruction manual

*steady rest and follow rest and splash guard are optional for 1.5m and 2m lathe

参数	Specification	CW61125B	CW61160B	CW61160	CW61180	CW61200	CW61220	CW61250
床身上最大回转直径	Max. swing over bed	1250mm	1600mm	1600mm	1800mm	2000mm	2200mm	2500mm
刀架上最大回转直径	Max. swing over toolpost	860mm	1200mm	1200mm	1380mm	1580mm	1780mm	2080mm
床身宽度	Bed width	755mm	755mm	1100mm	1100mm	1100mm	1100mm	1100mm
最大加工长度	Max. workpiece length	1500mm/2000mm/3000mm/4000mm/5000mm /6000mm,etc						
主轴回转进给刀架种类	Toolpost feed kinds each spindle rotate	56 kinds	56 kinds	56 kinds	56 kinds	56 kinds	56 kinds	56 kinds
主轴回转进给刀架范围	Toolpost cross feed range each spindle rotate	0.1-12mm/r	0.1-12mm/r	0.1-12mm/r	0.1-12mm/r	0.1-12mm/r	0.1-12mm/r	0.1-12mm/r
主轴回转进给刀架纵向范围	Toolpost longitudinal feed range each spindle rotate	0.05-6mm/r	0.05-6mm/r	0.05-6mm/r	0.05-6mm/r	0.05-6mm/r	0.05-6mm/r	0.05-6mm/r
上刀架	Upper toolpost	0.025-3mm/r	0.025-3mm/r	0.025-3mm/r	0.025-3mm/r	0.025-3mm/r	0.025-3mm/r	0.025-3mm/r
公制螺纹种数范围	Metric thread	44 kinds 1-120mm						
英制螺纹种数范围	Inch thread	31 kinds 28-1/4 teeth/inch						
模数螺纹种数范围	Module thread	45kinds 0.5-60mm						
径节螺纹种数范围	Pitch thread	38 kinds 1/2-56D.P						
主轴孔径	Spindle bore	130mm	130mm	130mm	130mm	130mm	130mm	130mm
主轴前锥度	Spindle front taper	Metric 140	Metric 140	Metric 140	Metric 140	Metric 140	Metric 140	Metric 140
主轴速度级数和范围	Spindle speed steps and range forward	21 kinds 3.15-315r/min				21 kinds 2-200r/min		
主轴速度反向级数和范围	Reverse	12 kinds 3.5-278r/min				12 kinds 2.25-178r/min		
刀架尺寸	Max.section of tool	45×45mm	45×45mm	45×45mm	45×45mm	45×45mm	45×45mm	45×45mm
刀架纵向行程	Toolpost longitudinal travel	630mm	630mm	630mm	630mm	630mm	630mm	630mm
上刀架最大行程	Upper toolpost travel	300mm	300mm	300mm	300mm	300mm	300mm	300mm
刀架快速移动速度	Toolpost rapid movement Longitudinal/Cross/Upper	3470/1870/935mm/min						
尾座套筒直径和行程	Tailstock sleeve dia and travel	160×300mm	160×300mm	160×300mm	160×300mm	210×300mm	210×300mm	210×300mm
尾座套筒锥度	Tailstock taper	MT6	MT6	MT6	MT6	MT6	MT6	MT6
尾座纵向移动行程	Tailstock longitudinal movement	±25mm	±25mm	±25mm	±25mm	±25mm	±25mm	±25mm
主电机功率	Main motor	22kw	22kw	22kw	22kw	22kw	22kw	22kw
主 V 型带参数	Main transsion V belt specification	2134C/2235C/2540C				2540C/2880C	2540C/2880C	2540C/2880C
拖板快速电机功率	Carriage rapid motor	1.5kw	1.5kw	1.5kw	1.5kw	1.5kw	1.5kw	1.5kw
水泵功率	Coolant pump	90w	90w	90w	90w	90w	90w	90w
水泵流量	Coolant pump flow	45L/min	45L/min	45L/min	45L/min	45L/min	45L/min	45L/min
最大承重	Max. loading weight	8T	8T	20T	20T	20T	20T	20T

可选附件 | Optional accessories

· 三爪卡盘	· 钻夹头	· 刀架防护	· 花盘	· 3 jaw chuck	· Drill chuck	· Toolpost guard	· Face plate
· 活动顶尖	· 卡盘防护	· 光栅数显	· 车削磨头	· Live center	· Chuck guard	· Digital readout	· Grinding attachment
· 锥度靠模	· 丝杆防护	· 车刀		· Taper turning attachment	· Leadscrew guard	· Lathe tools	

马鞍车床
Engine Lathe



CS6266C

随机附件 | Standard accessories

· 三爪卡盘	· 3 jaw chuck
· 四爪卡盘	· 4 jaw chuck
· 花盘	· Face plate
· 冷却系统	· Coolant system
· 工作灯	· Working light
· 脚刹	· Foot brake
· 快移	· Rapid travel
· 中心架	· Steady rest
· 跟刀架	· Follow rest
· 交换齿轮	· Change gears set
· 工具及工具箱	· Tool box with tools

参数	Specification	CS6240	CS6250B	CS6266B	CQ6280B	CS6250C	CS6266C	CQ6280C
最大床身回转直径	Max. swing over bed	φ400mm	φ500mm	φ660mm	φ800mm	φ500mm	φ660mm	φ800mm
最大马鞍回转直径	Max. swing gap	φ630mm	φ710mm	φ870mm	φ1000mm	φ710mm	φ870mm	φ1000mm
最大刀架回转直径	Max. swing over slide	φ220mm	φ300mm	φ420mm	φ560mm	φ300mm	φ420mm	φ560mm
床身宽度	Bed width	390mm	390mm	390mm	390mm	390mm	390mm	510mm
最大工件长度	Max workpiece length	1000/1500/2000/3000mm		1000/1500mm, 2000/3000mm	2000/3000mm	1000/1500mm, 2000/3000mm		2000/3000mm
主轴孔径	Spindle bore	φ52mm	φ82mm	φ82mm	φ82mm	φ105mm	φ105mm	φ105mm
主轴锥度	Spindle taper	CS6240:ISO 702/III No.6 bayonet lock; others:ISO 702/II No.8 com-lock type						
主轴速度	Spindle speed	24 steps 9-1600rpm			24 steps 8-1400rpm	12 steps 36-1600rpm		12 steps 30-1400rpm
主轴电机	Spindle motor	7.5kw	7.5kw	7.5kw	7.5kw	7.5kw	7.5kw	7.5kw
最大小托板行程	Max. travel of top slide	145mm	145mm	145mm	145mm	145mm	145mm	145mm
最大中托板行程	Max. travel of cross slide	320mm	320mm	320mm	320mm	320mm	310mm	320mm
刀架尺寸	Max. section of tool	25×25mm	25×25mm	25×25mm	25×25mm	25×25mm	25×25mm	25×25mm
X 轴自动进给范围	X feed range	93 kinds 0.028-6.43mm/r				65 kinds 0.063-2.52mm/r		
Z 轴自动进给范围	Z feed range	93 kinds 0.012-2.73mm/r				65 kinds 0.027-1.07mm/r		
公制螺纹范围	Metric thread	48 kinds 0.5-224mm				22 kinds 1-14mm		
英制螺纹范围	Inch thread	46 kinds 72-1/8t.p.i				25 kinds 28-2t.p.i		
模数螺纹范围	Module thread	42 kinds 0.5-112πmm				18 kinds 0.5-7πmm		
径节螺纹范围	Pitch thread	42 kinds 56-1/4t.p.i.π				24 kinds 56-4t.p.i.π		
套筒直径	Diameter of quill	φ75mm	φ75mm	φ75mm	φ75mm	φ90mm	φ90mm	φ90mm
尾座最大行程	Max. travel of quill	150mm	150mm	150mm	150mm	150mm	150mm	150mm
尾座锥度	Taper of quill	MT5	MT5	MT5	MT5	MT5	MT5	MT5
冷却泵功率	Cooling power	60w	60w	60w	60w	60w	60w	60w
长度	Length	2632/3132/3632/4632mm		2632/3132mm, 3632/4632mm	3365/4365mm	2632/3132mm,3632/4632mm		3365/4365mm
宽度	Width	975mm	975mm	1050mm	1340mm	975mm	975mm	1340mm
高度	Height	1230mm	1230mm	1350mm	1430mm	1270mm	1450mm	1490mm
净重 / 毛重	N.w/G.w	2050/2250/2450/2850kg	2050/2100kg	2400/2600kg, 2800/3000kg	3300/3700kg	2100/2300kg, 2500/2900kg	2200/2400kg, 2600/3000kg	3000/3200kg

Email:info@wellmachtool.com www.wellmachtool.com

可选附件 | Optional accessories

· 光栅数显（二轴 / 三轴）	· Digital Readout(2 axis/3 axis)
· 快换刀架	· Quick change tool post
· 锥度靠模	· Taper turning attachment
· 车刀	· Lathe tools
· 乱扣盘	· Chasing dial indicator
· 活动顶尖	· Live center
· 丝杆防护	· Leadscrew guard
· 卡盘防护	· Chuck guard
· CE 标准	· CE standard



C6280

参数	Specification	C6241(D)	C6246(D)	C6251	C6253	C6266	C6280
床身最大回转直径	Max. swing over bed	φ410mm	φ460mm	φ510mm	φ530mm	φ660mm	φ800mm
拖板最大回转直径	Max. swing over cross slide	φ224mm	φ274mm	φ310mm	φ329mm	φ440mm	φ580mm
马鞍内最大回转直径	Max. swing in gap	φ640mm	φ690mm	φ740mm	φ750mm	φ900mm	φ1046mm
两顶尖距离	Distance between centers	1000/1500mm		1000/1500/2000/3000mm	1500/2000mm	1500/2000/3000mm	1500/2000/3000mm
马鞍有效长度	Effective length of gap	155mm		250mm	310mm	250mm	250mm
床身宽度	Width of bed	300mm		350mm	400mm	400mm	400mm
主轴端部	Spindle nose	D1-6		D1-8	D1-8 or A1-8	D1-8	D1-8
主轴孔径	Spindle bore	φ58mm(D:φ82mm)		φ80mm	φ82mm	φ105mm	φ105mm
主轴孔锥度	Spindle taper	MT6		MT7	Metric90/MT5	∅ 113(1:20)	∅ 113(1:20)
主轴速度范围	Range of spindle speed	12 changes,25-2000r/min		12 changes,25-1600r/min	12 changes,20-1600 r/min	25-1600r/min	25-1600r/min
最大小拖板行程	Max. travel of top slide	120mm		135mm	200mm	235mm	235mm
最大中拖板行程	Max. travel of cross slide	290mm		320mm	320mm	370mm	420mm
刀架最大尺寸	Max. section of tool	25×25mm		25×25mm	25×25mm	25×25mm	25×25mm
丝杆螺距	Leadscrew pitch	6mm or 4T.P.I.		6mm	6mm or 4T.P.I.	12mm	12mm
纵向自动进给范围	Longitudinal feeds range	42 kinds, 0.031-1.7mm/rev		0.059-1.646mm/rev	0.03mm-0.85mm/rev	0.044-1.48mm/rev	0.044-1.48mm/rev
横向自动进给范围	Cross feeds range	42 kinds, 0.014-0.784mm/rev		0.020-0.573mm/rev	0.01mm-0.286mm/rev	0.022-0.74mm/rev	0.022-0.74mm/rev
公制螺纹范围	Metric threads range	41 kinds, 0.1-14mm		0.2-14mm	0.25-7mm	0.45-120mm	0.45-120mm
英制螺纹范围	Inch threads range	60 kinds, 2-112T.P.I.		2-112T.P.I.	4-112T.P.I	7/16-80T.P.I.	7/16-80T.P.I.
径节螺纹范围	Diametrical pitches range	50 kinds 4-112D.P.		4-112D.P.	4-112(50 NOS)D.P.	0.88-160D.P.	7/8-160D.P.
模数螺纹范围	Module pitches range	34 kinds, 0.1-7M.P.		39 kinds, 0.1-7M.P.	0.25-14(34 NOS)M.P.	0.25-60M.P.	0.25-60M.P.
尾座套筒直径	Tailstock quill diameter	60mm		75mm	80mm	90mm	90mm
尾座套筒行程	Tailstock quill travel	120mm		180mm	180mm	230mm	230mm
尾座套筒锥度	Tailstock quill taper	MT4		MT5	MT5	MT5	MT5
主电机功率	Main motor power	5.5kw(7.5HP) 3PH		7.5kw(10HP) 3PH	7.5kw/10HP	7.5kw or 11kw(op.)	7.5kw or 11kw(op.)
冷却泵功率	Coolant pump motor	90w		90w	90w	90w	90w
外形尺寸	Overall size	2200/2750×1080×1370mm		2390/2840/3340/4340x1150x1430mm	2876/3376x1100x1500mm	3210/3710/4710x1230x1600mm	3210/3710/4710x1230x1670mm
包装尺寸	Packing size	2250/2800×1120×1620mm		2450/2900/3400/4400x1200x1740mm	3035/3535×1110×1900mm	2650/3650/4650×1500×1785mm	3287/4387/5287×1525×1925mm
净重	N.w	1670/1920/2070kg		1985/2335/2685/3400kg	2750/3010kg	2960/3345/3730kg	3050/3445/3820kg
毛重	G.w	1980/2265/2450kg		2285/2635/2985/3700kg	3090/3400kg	3535/3835/4310kg	3695/4005/4495kg

马鞍车床
Engine Lathe



CD6260C



可转位车刀
Indexable turning tool



活动顶尖
Live centers



车削磨头
Lathe grinding attachment



锥度尺
Taper turning attachment



快进
Fast feeding

随机附件 | Standard accessories

· 三爪卡盘 250mm	· 冷却泵	· 3 jaw chuck 250mm	· Coolant system
· 四爪卡盘 315mm	· 乱扣盘	· 4 jaw chuck 315mm	· Chasing dial indicator
· 中心架	· 挡屑板	· Steady rest	· Full-length splash guard
· 跟刀架	· 脚刹	· Follow rest	· Foot brake
· 花盘	· 交换齿轮	· Face plate	· Change gears
· 纵向碰停	· 油枪	· Longitudinal touch stop	· Oil gun
· 工作灯	· 整套扳手	· Work lamp	· One whole set spanner

参数	Specification	CD6240B/C	CD6250B/C	CD6260B/C
床身最大回转直径	Max. swing over bed	φ400mm	φ500mm	φ600mm
拖板最大回转直径	Max. swing over cross slide	φ225mm	φ325mm	φ360mm
马鞍最大回转直径	Max. swing over gap	φ530mm	φ630mm	φ730mm
马鞍有效长度	Effective length of gap	260mm		
两顶尖距离	Distance between centers	1000/1500/2000/3000mm		
床身宽度	Bed width	330mm		
主轴孔径	Spindle bore	B:φ65mm C:φ80mm(optional:103mm)		
主轴端部	Spindle nose	B:ISO-D6, C:ISO-D8		
主轴级数和转速范围	Spindle speed(Number)	B:20-1800rpm(15steps) C:24-1600rpm(15steps)		
纵向进给范围	Longitudinal feeds range	66kinds 0.072-4.038mm/rev(0.0027-0.15inch/rev)		
横向进给范围	Cross feeds range	66kinds 0.036-2.019mm/rev(0.0013-0.075inch/rev)		
公制螺纹范围	Metric threads range	66kinds 0.5-28		
英制螺纹范围	Inch threads range	66kinds 1-56inch		
模数螺纹范围	Module threads range	33kinds 0.5-3.5mm		
径节螺纹范围	Diametric threads range	33kinds 8-56D.P		
大拖板最大行程	Max. travel of top slide	130mm		
中拖板最大行程	Max. travel of cross slide	300mm		
刀架尺寸	Max. section of tool	25×25mm		
尾座套筒直径	Dia. of tailstock sleeve	φ65mm		
尾座套筒锥度	Taper of tailstock sleeve	MT5		
尾座最大行程	Max. travel of tailstock	120mm		
主电机功率	Main motor power	5.5kw(CD6240/6250), 7.5kw(CD6260)		
快速进给电机功率	Rapid traverse motor	120w		
水泵功率	Coolant pump motor	125w		
包装尺寸	Packing size	2420/2920/3460/4720×1150mm×1800mm		
净重 / 毛重	N.w/G.w	1000mm: 1560/2210kg	1600/2250kg	1640/2290kg
		1500mm: 1770/2410kg	1830/2470kg	1870/2530kg
		2000mm: 2010/2780kg	2070/2820kg	2130/2860kg
		3000mm: 2400/3200kg	2460/3260kg	2580/3400kg

Email:info@wellmachtool.com www.wellmachtool.com



C6240C



C6240F

可选附件 | Optional accessories

· 光栅数显（二轴 / 三轴）	· Digital readout(2 axis/3 axis))
· 快换刀架	· Quick change tool post
· 锥度靠模	· Taper turning attachment
· 车刀	· Lathe tools
· 活动顶尖	· Live center
· 丝杆防护	· Leadscrew guard
· 卡盘防护	· Chuck guard
· 电磁刹车	· Magnetic brake
· 快进（1000/1500mm）	· Fast feeding(1000/1500mm)
· CE 标准	· CE standard

参数	Specification	C6240C/C6240F	C6250C/C6250F
床身最大回转直径	Max. swing over bed	400mm	500mm
拖板最大回转直径	Max. swing over cross slide	230mm	330mm
马鞍最大回转直径	Max. swing over gap	560mm	660mm
马鞍有效长度	Effective length of gap	CC:160mm CF:160/130/130mm	
两顶尖距离	Distance between centers	1000/1500/2000mm	
床身宽度	Bed width	360mm	360mm
主轴孔径	Spindle bore	52mm(optional:82mm)	
主轴端部	Spindle nose	ISO-C6	ISO-C6
主轴锥度	Spindle taper	MT6	MT6
主轴级数和转速范围	Spindle speed(Number)	CC:(9 steps)40-1400rpm CF:(12 steps)16-1600rpm	
公制螺纹范围	Metric threads range	CC:19 kinds 0.25-14mm CF:17 kinds 0.25-7mm	
英制螺纹范围	Inch threads range	CC:27 kinds 2-40inch CF:30 kinds 5-144inch	
模数螺纹范围	Module threads range	CC:11 kinds 0.5-3.5mm CF:12 kinds 0.25-3.5mm	
大拖板最大行程	Max. travel of top slide	95mm	95mm
中拖板最大行程	Max. travel of cross slide	180mm	250mm
刀架尺寸	Max. section of tool	20×20mm	20×20mm
尾座套筒直径	Dia. of tailstock sleeve	65mm	65mm
尾座套筒锥度	Taper of tailstock sleeve	MT4	MT5
尾座套筒行程	Max. travel of tailstock	140mm	140mm
主电机功率	Main motor power	4kw or 5.5kw	4kw or 5.5kw
冷却泵功率	Coolant pump motor	125w	125w
包装尺寸	Packing size	2420/2920/3420×1150×1800mm	
净重 / 毛重	N.w/G.w	1000mm: 1450/1800kg	1500/1850kg 1600/1950kg
		1500mm: 1600/1950kg	1650/2000kg 1750/2100kg
		2000mm: 1700/2100kg	1800/2200kg 1900/2300kg

马鞍车床
Engine Lathe



CM6241x1500



CM6241Variox1000

性能特点 | Features

- 床身导轨表面经淬火和精密磨削
- 主轴支撑采用精密圆锥滚子轴承
- 主轴齿轮采用优质并经表面淬火和磨削加工
- 稳固的整体铸铁底座，提高机床的刚性
- 无级变速款可实现主轴转速 3000 转
- The bed rails are quenched and precision ground
- The spindle is supported with precision roller bearings
- Head stock gears are made of high quality steel ground and hardened
- Monoblock cast iron base ensures high rigidity of the whole machine
- The variable speed model can realize the spindle speed of 3000 rpm

参数	Specification	CM6241/CM6241V×1000/1500mm
床身最大回转直径	Max. swing over bed	410mm
中拖板最大回转直径	Max. swing over cross slide	255mm
马鞍内最大回转直径	Max. swing in gap	580mm
马鞍有效长度	Effective length of gap	190mm
床身宽度	Width of bed	250mm
两顶尖距离	Distance between centers	1000mm/1500mm
中心高距离	Center height	205mm
主轴端部	Spindle nose	D1-6
主轴孔径	Spindle bore	52mm
主轴锥度	Spindle taper	MT6
主轴速度范围	Range of spindle speed	16 steps 45-1800r/min / V:50-3000r/min
复式刀架行程	Travel of compound rest	140mm
中拖最大板行程	Max. travel of cross slide	210mm
丝杆螺距	Leadscrew pitch	4T.P.I.
刀架最大尺寸	Max. section of tool	20×20mm
纵向自动进给范围	Longitudinal feeds range	0.05-1.7mm/rev
横向自动进给范围	Cross feeds range	0.029-1.019mm/rev
公制螺纹范围	Metric threads range	42 kinds, 0.2-14mm
英制螺纹范围	Inch threads range	45 kinds, 2-72T.P.I.
径节螺纹范围	Diametrical pitches range	21 kinds 8-44D.P.
模数螺纹范围	Module pitches range	18 kinds, 0.3-3.5M.P.
尾座套筒直径	Tailstock quill diameter	50mm
尾座套筒行程	Tailstock quill travel	120mm
尾座套筒锥度	Tailstock quill taper	MT4
主电机功率	Main motor power	2.2/3.3kw(optional 3.0/4.5kw)
冷却泵功率	Coolant pump motor	120w
外形尺寸	Overall dimension	1940/2440×850×1300mm
包装尺寸	Packing size	2060/2560×900×1640mm
净重 / 毛重	N.w/G.w	1500/1750kg,1550/1800kg

Email:info@wellmachtool.com www.wellmachtool.com



CQ6240F

随机附件 | Standard accessories

- 床脚
- 三爪自定心卡盘 160mm
- 四爪单动卡盘 200mm
- 花盘
- 中心架
- 跟刀架
- 工作灯
- 冷却系统
- 脚刹装置
- 呆顶尖
- 乱扣盘
- 挡屑板
- 工具及工具箱
- Machine stand
- 3 jaw self centering chuck 160mm
- 4 jaw independent chuck 200mm
- Face plate
- Follow rest
- Steady rest
- Working light
- Coolant system
- Foot brake
- Dead center
- Chasing dial indicator
- Splash guard
- Tool box with tools

可选附件 | Optional accessories

- 光栅数显（二轴 / 三轴）
- 快换刀架
- 锥度靠模
- 车刀
- 活动顶尖
- 钻夹头
- 丝杆防护
- 卡盘防护
- 刀架防护
- CE 标准
- Digital Readout(2 axis/3 axis)
- Quick change tool post
- Taper turning attachment
- Lathe tools
- Live center
- Drill chuck
- Leadscrew guard
- Chuck guard
- Toolpost guard
- CE standard

性能特点 | Features

- 床身导轨表面经淬火和精密磨削
- 主轴支撑采用精密圆锥滚子轴承
- 主轴齿轮采用优质并经表面淬火和磨削加工
- 较方便和易操作的变速机构
- 可卸的马鞍提供了较大的加工范围
- Precision ground and hardened bed ways
- The spindle is supported with precision roller bearings
- Head stock gears are made of high quality steel ground and hardened
- Easy operating speed change levers
- Removable gap is provided for larger diameter work

参数	Specification	CQ6240F×1000
床身最大回转直径	Max. swing over bed	400mm
拖板最大回转直径	Max. swing over cross slide	264mm
马鞍最大回转直径	Max. swing over gap	550mm
两顶尖距离	Distance between centers	1000mm
床身宽度	Width of bed	206mm
主轴孔径	Spindle bore and nose	51mm/D1-5
主轴锥度	Spindle taper	MT6
主轴转速级数	Speed step	16 steps
中拖板行程	Cross slide travel	150mm
小拖板行程	Compound rest travel	90mm
主轴转速范围	Spindle speed range	45-1800rpm
刀具最大截面	Max. section of tool	16×16mm
英制螺纹范围	Threads inch pitches	4-56T.P.I./28 kinds(Metric lathe)
		4-112T.P.I./40 kinds(Inch lathe)
公制螺纹范围	Threads metric pitches	0.4-7mm/42 kinds(Metric lathe)
		0.45-7.5mm/22 kinds(Inch lathe)
纵向自动进给范围	Longitudinal feeds	0.043-0.653mm/rev(Metric lathe)
		0012-0.0294in/rev(Inch lathe)
尾座套筒锥度 / 行程	Tailstock quill taper and travel	MT4/100mm
尾座套筒直径	Tailstock quill diameter	45mm
主电机功率	Main motor power	1.5/2.4kw
冷却泵功率	Coolant pump power	40w
包装尺寸	Packing size	1950×750×1500mm
净重 / 毛重	N.w/G.w	700/800kg

台式车床
Bench Lathe



C0636B



光栅数显
Digital readout



车刀
Lathe tools



快换刀架
Quick change toolpost

型号	Specification	C0636A/C0636B	C0636V
床身最大回转直径	Max. swing over bed	360mm	360mm
拖板最大回转直径	Max. swing over cross slide	212mm	215mm
马鞍最大回转直径	Max. swing over gap	491mm	500mm
两顶尖距离	Distance between centers	1000mm	1000mm
床身宽度	Width of bed	187mm	187mm
主轴孔径	Spindle bore and nose	A:38mm D1-4/B:51mm D1-5	51mm
主轴锥度	Spindle taper	A:MT5/B:MT6	MT5
主轴转速级数	Speed step	8 steps	2 steps
中拖板行程	Cross slide travel	170mm	190mm
小拖板行程	Compound rest travel	90mm	95mm
主轴转速范围	Spindle speed range	A:70-2000rpm/B:90-2000rpm	L:70-440rpm/H:350-2000rpm
刀具最大截面	Max. section of tool	16×16mm	16mmx16mm(5/8"x5/8")
英制螺纹范围	Threads inch pitches	4-56T.P.I.(34 kinds)	4-56TPI/34 kinds
公制螺纹范围	Threads metric pitches	0.4-7mm(26 kinds)	0.4-7mm/26 kinds
纵向自动进给范围	Longitudinal feeds	0.052-1.392mm/rev(32 kinds)	24Nos.0.046-3.249mm/rev
横向自动进给范围	Cross feeds range	0.009-0.253mm/rev(Metric lathe) 0.015-0.402mm/rev(Inch lathe)	24Nos.0.01-0.703mm/rev
尾座套筒锥度 / 行程	Tailstock quill taper and travel	MT4/100mm	MT4
尾座套筒直径	Tailstock quill diameter	32mm	42mm
主电机功率	Main motor power	1.5kw	1.5kw
冷却泵功率	Coolant pump power	40w	40w
包装尺寸	Packing size	1935×750×1500mm	1930x760x1690mm
净重 / 毛重	N.w/G.w	600/700kg	660/765kg

随机附件 | Standard accessories

- 床脚
- 三爪自定心卡盘 160mm
- 四爪单动卡盘 200mm
- 花盘
- 中心架
- 跟刀架
- 工作灯
- 冷却系统
- 脚刹装置
- 呆顶尖
- 乱扣盘
- 挡屑板
- 工具及工具箱
- Machine stand
- 3 jaw self centering chuck 160mm
- 4 jaw independent chuck 200mm
- Face plate
- Follow rest
- Steady rest
- Working light
- Coolant system
- Foot brake
- Dead center
- Chasing dial indicator
- Splash guard
- Tool box with tools

可选附件 | Optional accessories

- 抽屉式床脚
- 活动顶尖
- 锥度靠模
- 钻夹头
- 卡盘防护
- 丝杆防护
- 刀架防护
- 光栅数显 (二轴 / 三轴)
- 快换刀架
- 车刀
- Stand with drawers
- Live center
- Taper turning attachment
- Drill chuck
- Chuck guard
- Leadscrew guard
- Toolpost guard
- Digital readout(2 axis/3 axis)
- Quick change toolpost
- Lathe tools

Email:info@wellmachtool.com www.wellmachtool.com



CJM320A



CQ6232

参数	Specification	CQ6230	CQ6232	CJM320A
床身最大回转直径	Max. swing over bed	310mm	330mm	330mm
拖板最大回转直径	Max. swing over cross slide	180mm	180mm	220mm
马鞍最大回转直径	Max. swing over gap	450mm	470mm	N/A
床身宽度	Width of bed	181mm		160mm
两顶尖距离	Distance between centers	750/910/1000mm		600mm/750mm
主轴孔径	Spindle bore	38mm		38mm
主轴锥度	Spindle taper	MT5		MT5
主轴转速范围	Spindle speed range	65-1810rpm		60-1650rpm
纵向进给范围	Longitudinal feed range	0.0527-1.2912mm/rev	0.003"-0.0508"/rev	0.135-1.80mm/rev
横向进给范围	Cross feed range	0.011-0.276mm/rev	0.007"-0.0108"/rev	N/A
公制螺纹范围	Metric thread range	0.4-7mm		0.5-4mm
英制螺纹范围	Inch thread range	4-60T.P.I.		9-40T.P.I.
尾座套筒行程	Travel of tailstock quill	100mm		70mm
尾座锥度	Taper of tailstock quill	MT3		MT3
电机功率	Motor power	1.5kw		1.1kw
毛重	G.w	550/590/670kg		280/300kg
净重	N.w	500/540/640kg		320/340kg
包装尺寸	Packing size	1480/1680/1970×750×1400mm		1330/1550×760×720mm

随机附件 | Standard accessories

- 三爪卡盘 160mm
- 四爪卡盘 200mm（仅限 CQ Model）
- 床脚（仅限 CQ Model ）
- 中心架（仅限 CQ Model ）
- 跟刀架（仅限 CQ Model ）
- 呆顶尖
- 挡屑板
- 交换齿轮组
- 油枪
- 油盆
- 3 jaw chuck 160mm
- 4 jaw chuck 200mm(only for CQ Model)
- Machine stand(only for CQ Model)
- Steady rest(only for CQ Model)
- Follow rest(only for CQ Model)
- Dead centers
- Splash guard
- Change gear set
- Oil gun
- Oil tray

可选附件 | Optional accessories

- 工作灯
- 脚刹系统
- 冷却系统
- 光栅数显
- 快换刀架
- 车刀
- 花盘
- 活动顶尖
- 丝杆防护
- 卡盘防护
- CE 标准
- Working light
- Foot brake
- Coolant system
- Digital readout
- Quick change tool post
- Lathe tools
- Face plate
- Live center
- Leadscrew guard
- Chuck guard
- CE standard

台式车床（无级调速）
Bench Lathe-Vario



D280V



D290V

随机附件 | Standard accessories

- 速度显示器
- 三爪卡盘 125/160/160mm
- 挡屑板
- 油盆
- 呆顶尖
- 交换齿轮
- 工具及工具箱
- Speed display
- 3-jaw chuck 125/160/160mm
- Splash guard
- Chip tray
- Dead centers
- Change gears
- Tool box with tools

可选附件 | Optional accessories

- 四爪卡盘 160mm
- 花盘
- 中心架
- 跟刀架
- 床脚
- 车刀
- 活动顶尖
- 光栅数显
- 刀架防护
- 卡盘防护
- 丝杆防护
- 工作灯
- 牙表
- 4-jaw chuck 160mm
- Face plate
- Steady rest
- Follow rest
- Machine stand
- Lathe tools
- Live center
- Digital readout
- Toolpost guard
- Chuck guard
- Leadscrew guard
- Working light
- Chasing dial indicator

参数	Specification	D280V	D290V	D300V
床身上最大回转直径	Max. swing over bed	280mm	290mm	300mm
最大加工长度	Max. length of workpiece	700mm	800/900mm	800/900mm
拖板上最大回转直径	Max. swing over cross slide	170mm	180mm	190mm
床身宽度	Width of bed	180mm	182mm	182mm
主轴通孔	Spindle bore	26mm	38mm	38mm
主轴锥度	Spindle taper	MT4	MT5	MT5
主轴转速	Spindle variable speed	50-2500rpm	80-2000rpm	80-2000rpm
公制切削螺纹范围	Metric threads range	0.2-4mm	0.2-3.5mm	0.2-3.5mm
英制切削螺纹范围	Inch threads range	8-56T.P.I.	8-56T.P.I.	8-48T.P.I.
小拖板行程	Top slide travel	70mm	70mm	70mm
中拖板行程	Cross slide travel	140mm	160mm	170mm
尾座套筒行程	Tailstock quill travel	70mm	70mm	70mm
尾座套筒锥度	Tailstock quill taper	MT2	MT3	MT3
电机功率	Motor power	850w	1100w	1100w
包装尺寸	Packing size(L×W×H)	1450×700×680mm	1450/1550×700×680mm	1450/1550×700×680mm
机器净重	N.w	200kg	250/260kg	260/270kg
机器毛重	G.w	230kg	270/280kg	280/290kg

Email:info@wellmachtool.com www.wellmachtool.com



CJM280-Gear headstock



CJM0632V

CJM0632V 性能特点 | Features

- 主轴箱采用磨削齿轮传动，单手柄循环变档，使主轴获得高中低三种不同速度，在选定档位内，调整调速旋钮，速度窗即显示所需切削速度，可选速度范围大，尤其适应低速切削
- 12 级变速进给箱，涵盖常用螺纹螺距
- 横纵向自动进给，采用互锁机构，安全性好
- 精度高、刚性强；尾座凸轮锁紧
- The spindle box is driven by grinding gear, and the gear is shifted cyclically with a single handle, so that the spindle can obtain three different speeds: high, medium and low. In the selected gear, adjust the speed control knob, and the speed window will display the required cutting speed. The optional speed Large range, especially suitable for low-speed cutting
- 12-stage variable speed feed box, covering commonly used thread pitches
- Horizontal and vertical automatic feeding, using interlocking mechanism, good safety
- High precision and strong rigidity; the tailstock cam is locked

随机附件
Standard accessories

- 三爪卡盘 125/160/160mm
- 皮带
- 呆顶尖
- 挡屑板
- 交换齿轮组
- 工具及工具箱
- 3-jaw chuck
- V-Belt
- Dead centers
- Splash guard
- Change gear set
- Toolbox and tools

可选附件
Optional accessories

- 四爪卡盘 160mm
- 花盘
- 中心架
- 跟刀架
- 床脚
- 车刀
- 活动顶尖
- 光栅数显
- 刀架防护
- 卡盘防护
- 丝杆防护
- 4-jaw chuck 160mm
- Face plate
- Steady rest
- Follow rest
- Machine stand
- Lathe tools
- Live center
- Digital readout
- Toolpost guard
- Chuck guard
- Leadscrew guard

参数	Specification	CJM250	CJM280	CJM0632V
床身上最大回转直径	Max. swing over bed	250mm	280mm	320mm
最大加工长度	Max. length of work piece	500mm, 700mm	500mm, 750mm	500mm, 750mm
拖板上最大回转直径	Max. swing over cross slide	150mm	165mm	195mm
拖板最大行程	Max. cross slide travel	140mm	185mm	200mm
刀架最大纵向行程	Max. longitudinal travel over tool post	70mm	75mm	75mm
主轴孔径	Spindle bore	26mm	38mm	38mm
主轴锥度	Spindle taper	MT4	MT5	MT5
主轴转速级数及范围	Spindle speed range	12 steps: 80-1600r/min	8 steps: 90-1800r/min	3-step internal speed change, 30-2000rpm
公制螺纹种数	Metric thread kinds	18	18	18
公制切削螺纹范围	Metric pitches range	0.25-5.0mm	0.2-3.5 mm	0.2-3.5mm
英制螺纹种数	Inch thread kinds range	36	34	34
英制切削螺纹范围	Inch pitches range	4~96T.P.I	4 1/2-48T.P.I	4 1/2-48T.P.I
径节螺纹种数	Module threads kinds	24	24	24
径节螺纹范围	Module threads range	9-96D.P	16-120D.P	16-120D.P
纵向进给范围	Longitudinal feed range	0.035-0.375mm/r	0.05-0.35mm/r	0.05-0.35mm/r
横向进给范围	Cross feed range	0.0175-0.188mm/r	0.025-0.18mm/r	0.025-0.18mm/r
尾座套筒行程	Tailstock quill travel	75mm	75 mm	75mm
尾座套筒锥度	Tailstock quill taper	MT3	MT3	MT3
电机功率	Motor power	750w	750w	750w
净重 / 毛重（不含底座）	N.w/G.w(without stands)	160/180kg, 185/208kg	260/300kg, 270/320kg	280/320kg, 290/335kg
机床外形尺寸（长 × 宽 × 高）	Overall dimensions(LxWxH)	1070×570×500mm, 1270x570x500mm	1170×650×650mm, 1420×650×650mm	1170×680×650mm, 1420×680×650mm
包装尺寸	Packing size(without stands):(L×W×H)	1200×610×670mm, 1400x610x670mm	1310×770×750mm, 1530×770×750mm	1310×780×770mm, 1530×780×770mm

CE TUV ISO9001:2000

迷你车床
Mini Lathe



D210Vario



D250Vario

随机附件 | Standard accessories

- 速度显示器 · Speed display
- 三爪卡盘 100/100/125mm · 3-jaw chuck 100/100/125mm
- 挡屑板 · Splash guard
- 油盆 · Chip tray
- 刀架扳手 · Toolpost spanner
- 呆顶尖 · Dead centers
- 交换齿轮组 · Change gears set
- 工具及工具箱 · Tool box with tools

可选附件 | Optional accessories

- 床脚 · Machine stand
- 四爪卡盘 · 4-jaw chuck
- 活动顶尖 · Live center
- 工作灯 · Working light
- 车刀 · Lathe tools
- 卡盘防护 · Chuck guard
- 刀架防护 · Toolpost guard

参数	Specification	D180V	D210V	D250V
床身上最大回转直径	Max. swing over bed	180mm	210 mm	250 mm
刀架上最大回转直径	Max. swing over cross slide	110mm	110mm	150mm
刀架拖板最大行程	Max. compound slide travel	55mm	55mm	70mm
中拖板最大行程	Max. carriage slide travel	75mm	75mm	135mm
大拖板最大行程	Max. carriage travel	195mm	276mm	450/650mm
两顶尖距离	Distance between centers	300mm	400mm	550/750mm
床身宽度	Width of bed	100mm	100mm	135mm
主轴孔径	Spindle bore	21mm	21mm	26mm
主轴锥度	Spindle taper	MT3	MT3	MT4
主轴转速	Spindle speed	Variable:50-2500rpm	Variable:50-2500rpm	Variable:50-2500rpm
公制螺纹种类及范围	Range of metric threads	10 kinds:0.5-3mm	10 kinds:0.5-3mm	21 kinds:0.2-4mm
英制螺纹种类及范围	Range of imperial threads	8 kinds:8-44T.P.I	8 kinds:8-44T.P.I	8 kinds:8-56T.P.I
尾座套筒最大行程	Max. travel of tailstock quill	60mm	60mm	60mm
尾座锥度	Tailstock taper	MT2	MT2	MT2
电机功率	Motor power	DC motor:450w or 600w, Optional brushless motor:550w		750w
机床外形尺寸（长×宽×高）	Machine size(L×W×H)	740×390×370mm	840×390×370mm	1150(1350)×480×500mm
包装尺寸	Packing size	810×480×470mm	910×480×470mm	1220(1400)×560×560mm
净重 / 毛重	N.w/G.w	60/70kg	70/77kg	125/132kg,135/142kg

Email:info@wellmachtool.com www.wellmachtool.com



DIY0714



DIY0816



DIY0820



DIY1028

参数	Specification	DIY0708/DIY0712/DIY0714	DIY0816	DIY0820	DIY1018/DIY1028
两顶尖距离	Distance between centers	200/300/350mm	400/800mm	520mm	450/700mm
床身回转直径	Swing over bed	180mm	210mm	200mm	250mm
主轴锥度	Taper of spindle bore	MT3	MT5	MT3	MT4
主轴孔径	Spindle bore	20mm	38mm	20mm	27mm
主轴转速级数	Step of spindle speed	Variable speed	Variable speed	6 steps	6 steps
主轴转速	Range of spindle speed	50-2500rpm	0-2500rpm	140-1710rpm	115-1620rpm
英制螺纹车削范围	Range of inch threads	12-52T.P.I	8-44T.P.I	8-32T.P.I	8-56T.P.I
公制螺纹车削范围	Range of metric threads	0.5-2.5mm	0.5-3mm	0.4-3mm	0.2-3.5mm
中拖板行程	Travel of cross slide	65mm	75mm	70mm	140mm
尾架套筒锥度	Taper of tailstock quill	MT2	MT2	MT2	MT3
主电机功率	Main Motor	400/550w	600w1.1kw	550w	750w
包装尺寸	Packing size	660/760/810×310×370mm	920/1270×450×500mm	1200×500×550mm	1260/1510×570×580mm
净重 / 毛重	N.w/G.w	35/38/40kg,38/42/45kg	70/80kg,85/95kg	105/110kg	151/171kg

多功能机床
Lathe/Mill/Drill Machine



MP800

随机附件 | Standard accessories

· 三爪卡盘	· 3-jaw chuck 130mm
· 拉杆	· Draw bar
· 交换齿轮组	· Change gear set
· 退刀楔	· Wedge
· 扳手	· Wrench

可选附件 | Optional accessories

· 床脚	· Machine stand
· 四爪卡盘及背盘 160mm	· 4-jaw chuck with back plate160mm
· 工作灯	· Working light
· 中心架	· Steady rest
· 跟刀架	· Follow rest
· 冷却系统	· Cooling system
· 车刀	· Lathe tools
· 钻夹头	· Drill chuck
· 铣刀盘	· Milling cutter holder
· 丝杆防护	· Leadscrew guard
· 卡盘防护	· Chuck guard
· CE 标准	· CE standard

性能特点 | Features

· 车削、铣削、钻削、螺纹切削功能为一体	· Turning, milling, drilling and threading
· 公、英制螺纹切削	· Metric or imperial thread cutting
· 可加工金属、木材及其他材料	· Suitable for processing metal, wood and other materials
· 具有功能多样化、体积小、经济适用等优点	· Excellent advantage of various functions, small occupation and economic

参数	Specification	MP500/800
床身上最大回转直径	Max. swing over bed	420mm
两顶尖最大距离	Max. distance between centers	500/800mm
最大纵向行程	Max. longitudinal travel	400mm/740mm
最大横向行程	Max. cross travel	200mm
主轴锥度	Spindle taper	MT4
主轴孔径	Spindle bore	28mm
主轴转速级数	Step of spindle speed	7 steps
主轴转速范围	Range of spindle speed	160-1360rpm
尾架套筒行程	Barrel travel	70mm
尾架套筒锥度	Barrel taper	MT3
公制螺纹切削范围	Metric thread range	0.2-6mm
英制螺纹切削范围	Inch thread range	4-120T.P.I
纵向自动走刀进给量	Longitudinal range of automatic feeding	0.05-0.35mm/0.002-0.014"
横向自动走刀进给量	Cross range of automatic feeding	0.05-0.35mm/0.002-0.014"
最大钻削直径	Max. drilling capacity	22mm
工作台面积（长 × 宽）	Worktable size(L×W)	475×160mm
最大立铣刀直径	Max. end mill dia.	28mm
最大面铣刀直径	Max. face mill dia.	80mm
钻铣轴中心线至立柱表面最大距离	Distance between spindle center and column	285mm
钻铣轴端面至工作台面最大距离	Distance between spindle and worktable	306mm
钻铣轴行程	Headstock travel of up and down	110mm
钻铣轴孔锥度	Spindle taper	MT3
主轴转速级数	Step of spindle speed	16 steps
主轴转速范围	Range of spindle speed	120-3000rpm
钻铣头垂直回转	Head rotation in vertica	360°
主电机功率，钻铣头电机功率	Motor power	0.75kw
包装尺寸	Packing size	1130/1430×580×1100mm
净重 / 毛重	N.w/G.w	245/280kg 275/325kg

Email:info@wellmachtool.com www.wellmachtool.com

AT520/AT750 性能特点 | Features

· 可调节高度的钻头 / 铣头增加了容量	· Adjustable height drill/mill head increases capacity
· 用于精密铣削的精细进给手柄和离合器	· Fine feed handle and clutch for precision milling
· 主轴采用高精度轴承	· Spindle is supported by high precision bearing
· 主轴箱在运行过程中不断上油	· Headstock is constantly oiled during operation
· T 型槽十字滑块	· T-slot cross slide
· 用于滑道的可调节楔块	· Adjustable gibs for the slideway
· 动力纵向和横向进给	· Power longitudinal & cross feed
· 齿轮箱可左旋和右旋螺纹来切割	· Gearbox gets left and right hand threads to cut
· 尾座可车削锥度	· Tailstock can offset for turning taper



AT300-2



AT750

参数	Specification	AT300-2 / AT300-5	AT520/AT750
床身上最大回转直径	Max. swing over bed	300mm	300mm
两顶尖最大距离	Max. distance between centers	470mm	500/750mm
工作台最大横向行程	Max. cross travel of worktable	160mm	200mm
主轴锥度	Spindle taper	MT4	MT4
主轴孔径	Spindle bore	26mm	26mm
主轴转速范围	Range of spindle speed	160-1600r/min	160-1600r/min
刀架最大移动行程	Top slide travel	80mm	80mm
公制螺纹切削范围	Metric thread range	0.5-3mm	0.5-3mm
英制螺纹切削范围	Inch thread range	11-40 1/n"	11-40 1/n"
尾架套筒行程	Quill travel	40mm	50mm
尾架套筒锥度	Quill taper	MT3	MT3
电机功率	Motor power	0.55kw	0.55kw
最大钻削直径	Max. drilling capacity	15mm	20mm
主轴转速	Spindle speed	125-1600r/min	315-2000r/min
主轴锥度	Spindle taper	MT3	MT3
主轴行程	Spindle stroke	80mm	80mm
主轴端面至工作台距离	Spindle nose to table	170-250mm	240-320mm
工作台尺寸	Working table size	200x150/425x150mm	425x150mm
钻铣头垂直回转	Head rotation in vertical	360°	360°
电机功率	Motor power	N/A	0.37kw
包装尺寸	Packing size	1160x580x600mm	1100/1350x550x740mm
净重 / 毛重	N.w/G.w	160/190kg	230/270kg

多功能机床（无级调速）
Lathe/Mill/Drill Machine-Vario

随机附件 | Standard accessories

· 三爪卡盘	· 呆顶尖	· 3-jaw chuck(125/160mm)	· Dead center
· 速度显示	· 交换齿轮	· Speed display	· Change gears set
· 后挡板	· 拉杆	· Splash guard	· Draw bar
· 油盆	· 莫式接杆	· Chip tray	· Morse taper
· 卡盘防护	· 工具箱	· Chuck guard	· Tool box with tools

可选附件 | Optional accessories

· 工作灯	· Working light
· 床脚	· Machine stand
· 中心架	· Steady rest
· 跟刀架	· Follow rest
· 四爪卡盘及背盘 160mm	· 4-jaw chuck with back plate160mm
· 车刀	· Lathe tools
· 钻夹头	· Drill chuck
· 铣刀盘	· Milling cutter holder
· 丝杆防护	· Leadscrew guard
· 卡盘防护	· Chuck guard
· CE 标准	· CE standard

参数	Specification	MPV250	MPV280	MPV290	MPV300
床身上最大回转直径	Max. swing over bed	250mm	280mm	290mm	300mm
拖板上最大回转直径	Max. swing over cross slide	150mm	170mm	180mm	190mm
两顶尖距离	Distance between centers	550/750mm	700mm	800/900mm	800/900mm
主轴锥度	Spindle taper	MT4	MT4	MT5	MT5
床身宽度	Width of bed	135mm	180mm	182mm	182mm
主轴孔径	Spindle bore	26mm	26mm	38mm	38mm
横向进给范围	Range of cross feed	0.07-0.20mm/rev	0.07-0.40mm/rev	0.01-0.10mm/rev	0.01 -0.10mm/rev
纵向进给范围	Range of longitudinal feed	0.085-0.832mm/rev	0.085-mm/rev	0.085-0.832mm/rev	0.085-0.832mm/rev
英制螺纹切削范围	Range of inch threads	8-56T.P.I.	8-56T.P.I.	8-56T.P.I.	8-56T.P.I.
公制螺纹切削范围	Range of metric threads	0.2-3.5mm	0.2-3.5mm	0.2-3.5mm	0.2 -3.5mm
小拖板行程	Top slide travel	70mm	65mm	70mm	70mm
中拖板行程	Cross slide travel	115mm	180mm	160mm	160mm
尾架套筒行程	Tailstock quill travel	60mm	70mm	70mm	70mm
尾架套筒锥度	Taper of tailstock quill	MT2	MT2	MT3	MT3
电机功率	Motor power	0.75kw	1.1kw	1.5kw	1.5kw
钻铣头	**Drilling and milling head**	**ZAY7016V**	**ZAY7020V**	**ZAY7020V**	**ZAY7020V**
主轴锥度	Spindle taper	MT2	MT2	MT2	MT3
主轴行程	Spindle travel	52mm	52mm	52mm	52mm
主轴转速范围（无极变速）	Range of spindle speeds(variable speed)	50-2250rpm	50-2250rpm	50-2250rpm	50-2250rpm
主轴端到工作台的距离	Max. distance from spindle nose to table	280mm	280mm	380mm	380mm
主轴到立柱的距离	Max. distance from spindle to column	175mm	175mm	190mm	185mm
电机功率	Motor power	600w	600w	750w	750w
包装尺寸（机器）	Packing size(for machine)	1200/1400×580×860mm	1370x850x1050mm	1450×700×1040mm	1450x770x1050mm
包装尺寸（床脚）	Packing size(for stand)	760x530x415mm	800x580x415mm	800x580x415mm	780x410x600mm
净重	N.w	195kg	248kg	325kg	390kg



MPV250



MPV290

Email:info@wellmachtool.com www.wellmachtool.com

钻铣床（无级调速）
Mill / Drill Machine-Vario



ZAY7013V



ZAY7025V



ZAY7030V

随机附件
Standard accessories

· 速度显示器
· 工作灯
· 莫氏接杆
· 拉杆
· 钻夹头及接杆
· 工具以及工具箱

· Speed display
· Working light
· Morse taper arbor
· Draw bar
· Drill chuck
· Tool box & tools

参数	Specification	ZAY7013V	ZAY7020V(L)	ZAY7025V(L)	ZAY7030V
最大钻孔直径	Max. drilling capacity	13mm	20mm	25mm	30mm
最大面铣直径	Max.face mill capacity	16mm	65mm	65mm	76mm
最大立铣直径	Max.end mill capacity	30mm	20mm	25mm	25mm
主轴到工作台最大距离	Max.distance from spindle to table	300mm	355mm	355mm	370mm
工作台尺寸	Working table size	460X110mm	500(700)x180mm	500(700)x180mm	700(840)x210mm
主轴箱旋转角度	Swivel angle of headstock	±45°	±45°	±45°	±45°
主轴锥度	Spindle taper	MT3/R8	MT2	MT3	MT3
主轴速度	Spindle speed	L: 50-1100rpm H:120-2500rpm	50-2250rpm	50-2250rpm	50-2250rpm
套筒行程	Sleeve stroke	N/A	50mm	50mm	70mm
X 轴行程	X-axis travel	300mm	290/490mm	290/490mm	430/540mm
Y 轴行程	Y-axis travel	130mm	180mm	180mm	220mm
Z 轴行程	Z-axis travel	220mm	280mm	280mm	340mm
电机功率	Motor power	550w/brushless motor	750w	750w/900w	1100w
净重 / 毛重	N.w/G.w	65/85kg	118/138kg,130/160kg	110/140kg,130/160kg	200/240kg,230/270kg
包装尺寸（长 x 宽 x 高）	Packing size (LxWxH)	570x550x850mm	610(810)x560x880mm	610(710)×560(720)×910mm	940(1050)x730x1100mm

可选附件
Optional accessories

· 冷却系统
· 平口钳
· 铣夹头（8 件套）
· 铣刀盘
· 底座及油盆
· 深度尺
· 自动进给器
· CE 电器及防护

· Coolant pump
· Machine vice
· Milling chuck（8pcs）
· Milling cutter holder
· Machine stand with chip tray
· Depth ruler display
· Power feed attachment
· CE electrical and protection

钻铣床（无刷电机）

Mill / Drill Machine(Brushless Motor)



ZAY725VB-Vario



ZAY7030VB-Vario

性能特点 | Features

- 铣削、钻刚、攻丝、扩孔、镗孔
- 主轴箱垂直放向可作 ±45°回转
- 无刷电机持久耐用动力输出均匀扭矩恒定
- 立柱立在底座上刚性好
- 使用强力高负荷圆锥滚子轴承支持主轴
- 主轴可锁紧，机头可升降
- 工作台间隙条调整
- 定位准确，刚性强，切削力大

- Milling. drilling, tapping, reaming, boring
- The headstock can be rotated by ±45° when placed verticalty
- Brushless motor durable power output uniform torque constant
- The column stands on the base with good rigidity
- The main shaft is supported with powerful high-load tapered roller bearings
- The spindle can be locked and the machine head can be raised and lowered
- The limit position of the worktable is adjustable
- Accurate positioning, strong rigidity and large cutting force

参数	Specification	ZAY7025VB	ZAY7030VB
最大钻孔直径	Max. drilling capacity	25mm	30mm
最大攻丝直径	Max. tapping capacity	M10	M12
最大面铣刀直径	Max. face mill capacity	63mm	76mm
最大立铣刀直径	Max. end mill capacity	16mm	20mm
主轴到工作台距离	Distance from spindle to table	45-300mm	95-465mm
主轴到立柱距离	Distance from spindle to column	160mm	190mm
主轴行程	Spindle travel	50mm	70mm
主轴锥度	Spindle taper	MT3/R8	MT3
主轴转速范围	Spindle speed	50-2500pm	50-3000pm
工作台尺寸	Table size	700x180mm	840x210mm
T 型槽尺寸	T-slots size	3x12mm	3x12mm
X 轴行程	X-axis travel	520mm	540mm
Y 轴行程	Y-axis travel	175mm	220mm
Z 轴行程	Z-axis travel	255mm	370mm
主电机功率	Motor power	750w,DC Brushless	1.5kw,DC Brushless
净重 / 毛重	N.w/G.w	125/145kg	220/260kg
包装尺寸	Packing size	710x710x890mm	1040x750x1140mm

随机附件 | Standard accessories

· 拉杆	· Draw bar
· 退刀楔	· Wedge
· 双头扳手	· Double ended wrench
· 钻夹头及接杆	· Drill chuck and arbor
· 工具及工具箱	· Tool box with tools

可选附件 | Optional accessories

· 光栅数显 (二轴 / 三轴)	· Digital readout(2 axis/3 axis)
· 床脚及油盆	· Machine stand with oil tray
· 工作灯	· Working lamp
· 铣夹头（8 件套）	· Milling chuck(8pcs)
· 铣刀盘	· Milling cutter holder
· 自动进给器	· Power feed attachment
· 冷却系统	· Cooling system
· 平口钳	· Machine vice
· CE 电器及防护	· CE electrical and protection



ZX32G-Vario



ZX32G - Gear type



平口钳
Machine vice



铣刀盘
Milling cutter holder



铣夹头套装
Milling chuck set



自动进给器
Power feed



冷却系统
Coolant system

参数	Specification	ZX32G	ZX32GV
最大钻孔直径	Max. drilling capacity	32mm	32mm
最大攻丝直径	Max. tapping capacity	16mm	16mm
最大铣面直径	Max.face milling capacity	63mm	63mm
主轴中心到立柱的最大距离	Max. distance from spindle center to column	203mm	214mm
主轴中心到工作台的最大距离	Max. distance from spindle center to table	336mm	400mm
工作台尺寸	Table size	700×180mm	700×190mm
主轴锥度	Spindle taper	MT3/R8	MT3/R8
X 轴行程	X-axis travel	410mm	350mm
Y 轴行程	Y-axis travel	205mm	230mm
Z 轴行程	Z-axis travel	310mm	380mm
主轴行程	Spindle travel	85mm	75mm
T 型槽尺寸	T-slot size	12mm	12mm
主轴转速范围	Spindle speed range (50hz)	95-1420rpm	40-3000rpm
主轴箱旋转角度	Swivel angle of headstock	±45°	±45°
立柱尺寸	Column size	150×130×690mm	150×130×690mm
底座尺寸	Base size	550×340mm	542×340mm
电机功率	Motor power	750w	750w
净重 / 毛重	N.w/G.w	170/205kg	185/215kg

随机附件 | Standard accessories

· 拉杆	· Draw bar
· 退刀楔	· Wedge
· 双头扳手	· Double ended wrench
· 钻夹头及接杆	· Drill chuck and arbor
· 工具及工具箱	· Tool box with tools

可选附件 | Optional accessories

· 光栅数显 (二轴 / 三轴)	· Digital readout(2 axis/3 axis)
· 床脚及油盆	· Machine stand with oil tray
· 工作灯	· Working lamp
· 镗杆	· Boring bar
· 铣夹头（8 件套）	· Milling chuck(8pcs)
· 铣刀盘	· Milling cutter holder
· 自动进给器	· Power feed attachment
· 冷却系统	· Cooling system
· 平口钳	· Machine vice
· CE 电器及防护	· CE electrical and protection

钻铣床（无级调速）

Mill / Drill Machine-Vario

性能特点 | Features

- 主轴无级调速
- 铣削、钻削、攻丝、扩孔、镗孔
- 主轴箱在垂直平面内可作 ±45°回转
- 精密微调进给
- 工作台间隙镶条调整
- 刚性强，切削力大，定位准确
- Variable speed
- Milling , drilling , tapping , boring and reaming
- Head swivels ±45° vertically
- Micro feed precision
- Adjustable gibs on table precision
- Strong rigidity, powerful cutting and precise positioning



ZAY7045V



ZAY7045V/1

参数	Specification	ZAY7032V ZAY7045V	ZAY7032V/1 ZAY7045V/1
最大钻孔直径	Max. drilling capacity	32mm/45mm	32mm/45mm
最大攻丝直径	Max. tapping capacity	20mm	20mm
最大面铣直径	Max. face mill capacity	63mm/80mm	63mm/80mm
最大立铣直径	Max. end mill capacity	20mm/32mm	20mm/32mm
主轴端到工作台的最大距离	Max. distance from spindle nose to table	400mm	450mm
主轴轴线到立柱的最小距离	Min. distance from spindle axis to column	260mm	260mm
主轴行程	Spindle travel	130mm	130mm
主轴锥度	Spindle taper	MT3/MT4/R8	MT3/MT4/R8
主轴转速范围（2 档）	Range of spindle speed(2 steps)	100-530, 530-2800rpm	100-530, 530-2800rpm
主轴自动走刀级数	Auto-feeding steps of spindle	N/A	3 steps
主轴自动走刀量范围	Auto-feeding value of spindle	N/A	0.06-0.30mm/r
主轴箱旋转角度	Swivel angle of headstock	±45°	±45°
工作台尺寸	Table size	800×240mm	800×240mm
工作台前后行程	Forward and backward travel of table	175mm	175mm
工作台左右行程	Left and right travel of table	500mm	500mm
电机功率	Motor power(D.C)	1.5kw(2HP)	1.5kw(2HP)
净重 / 毛重	N.w/G.w	325/375kg	325/375kg
包装尺寸	Packing size(LxWxH)	770×880×1160mm	770×880×1160mm
装箱数（20 尺集装箱）	Loading amount/20" container	36pcs	36pcs

Email:info@wellmachtool.com www.wellmachtool.com

钻铣床

Mill / Drill Machine

随机附件 | Standard accessories

- 拉杆
- 退刀楔
- 双头扳手
- 钻夹头及接杆
- 工具及工具箱
- Draw bar
- Wedge
- Double ended wrench
- Drill chuck and arbor
- Tool box with tools

可选附件 | Optional accessories

- 三轴数显
- CE 电器及防护
- 工作灯
- 铣夹头（8 件套）
- 镗杆
- 铣刀盘
- 自动进给器
- 冷却系统
- 床脚及油盆
- 2.2kw 加大电机
- SKF 轴承
- 主轴速度显示
- 平口钳
- 3 axis DRO
- CE electrical part and protection
- Working lamp
- Milling chuck(8pcs)
- Boring bar
- Milling cutter holder
- Power feed attachment
- Cooling system
- Machine stand with oil tray
- 2.2kw big motor
- SKF bearing
- Spindle speed display
- Machine vice



ZAY7045FG



ZAY7045FG/1

参数	Specification	ZAY7032FG ZAY7045FG	ZAY7032FG/1 ZAY7045FG/1
最大钻孔直径	Max. drilling capacity	32mm/45mm	32mm/45mm
最大攻丝直径	Max. tapping capacity	20mm	20mm
最大面铣直径	Max. face milling capacity	63mm/80mm	63mm/80mm
最大立铣直径	Max. end milling capacity	20mm/32mm	20mm/32mm
主轴端到工作台的最大距离	Max. distance from spindle nose to table	450mm	450mm
主轴轴线到立柱的最小距离	Min. distance from spindle axis to column	260mm	260mm
主轴行程	Spindle travel	130mm	130mm
主轴锥度	Spindle taper	MT3/MT4/R8	MT3/MT4/R8
主轴转速级数	Step of spindle speed	6 steps	6 steps
主轴转速范围 50HZ	Range of spindle speed 50HZ	80-1250 rpm	80-1250 rpm
主轴转速范围 60HZ	Range of spindle speed 60HZ	95-1500 rpm	95-1500 rpm
主轴自动走刀级数	Auto-feeding steps of spindle	N/A	3
主轴自动走刀量范围	Auto-feeding amount of spindle	N/A	0.06-0.30mm/rev
主轴箱回转角度（垂直方向）	Swivel angle of headstock(vertical)	±45°	±45°
工作台尺寸	Table size	800×240mm	800×240mm
工作台前后行程	Forward and backward travel of table	175mm	175mm
工作台左右行程	Left and right travel of table	500mm	500mm
主电机功率	Motor power	1.5kw(2HP)	1.5kw(2HP)
净重 / 毛重	N.w/G.w	320/370kg	320/370kg
包装尺寸	Packing size(LxWxH)	770×880×1160mm	770×880×1160mm
装箱数（20 尺集装箱）	Loading amount/20" container	36pcs	36pcs

立式钻床
Vertical Drilling Machine

性能特点 | Features

- 钻削、铣削、攻丝
- 机头、工作台可垂直升降
- 主轴箱在水平面可 360°旋转
- 齿轮传动、低噪音
- 主轴上下任意位置可缩进
- Drilling, milling and tapping
- Headstock and worktable up and down
- Head swivels 360° horizontally
- Gear driven, lower noise
- Positive spindle lock

随机附件 | Standard accessories

- 钻夹头及接杆
- 钻夹头柄
- 内六角扳手
- 冷却泵
- 退刀楔
- 拉杆
- Drill chuck and arbor
- Arbor
- Allen wrenches
- Coolant pump
- Wedge
- Draw bar

可选附件 | Optional accessories

- 平口钳
- 工作灯
- 58 件套夹具
- 铣刀盘
- Machine vice
- Working light
- 58 pcs clamping kits
- Milling cutter holder

参数	Model	Z5045	Z5045/1	Z5045C	Z5040T
最大钻孔直径	Max.drilling capacity	Φ45mm	Φ45mm	Φ45mm	Φ40mm
T 槽宽度	Width of T-slot	16mm	16mm	16mm	18mm
主轴锥度	Spindle taper	MT3/MT4/R8	MT3/MT4/R8	MT3/MT4/R8	MT4
主轴行程	Spindle travel	Φ130mm	Φ130mm	Φ130mm	180mm
主轴运转级数	Step of spindle speed	6 steps	6 steps	6 steps	18 steps
主轴转速范围 50HZ	Range of spindle speed 50Hz	80-1250rpm	80-1250rpm	80-1250rpm	50-1450rpm
主轴自动进给级数	Step of spindle auto-feeding	N/A	3 steps	N/A	2 steps
主轴自动进给范围	Range of spindle auto-feeding amount	N/A	0.06-0.30mm/rev	N/A	0.1-0.2mm/rev
主轴到立柱距离	Min.distance from spindle axis to column	290mm	290mm	700mm	350mm
主轴端部到工作台最大距离	Max.distance from spindle nose to worktable	725mm	725mm	290mm	770mm
主轴端部到底座最大距离	Max.distance from spindle nose to stand table	1125mm	1125mm	1125mm	1210mm
主轴箱最大行程	Max.travel of headstock	Φ250mm	Φ250mm	Φ250mm	Φ250mm
主轴箱旋转角度（水平 / 竖直）	Swivel angle of headstock (horizontal/vertical)	360°	360°	360°	N/A
立柱直径	Diameter of column	115mm	115mm	115mm	150mm
工作台有效尺寸	Worktable size of avaliablity	380×300mm	380×300mm	700×180mm	560×560mm
工作台水平最大旋转角度	Swivel angle of table horizontally	360°	360°	360°	N/A
工作台倾斜角度	Table leaned	±45°	±45°	±45°	±45°
底座工作台尺寸	Size of stand worktable of avaliability	417×416mm	417×416mm	417×416mm	730×500mm
电机功率	Motor Power	1.5kw	1.5kw	1.5kw	0.85/1.5kw
包装尺寸	Packing size(LxWxH)	820×770×1850mm	820×770×1850mm	820×770×1850mm	2270×690×1100mm
净重 / 毛重	N.w/G.w	440/490kg	440/490kg	470/530kg	510/650kg



Z5045



十字工作台
Cross table



Z5040T

性能特点 | Features

- 本立式钻床为万能型机床。 本机适用于钻孔、铰孔、镗孔、攻丝沉孔等。自动反向进给主轴攻丝和微进给，对于盲孔和深孔非常方便。 广泛应用于机械制造、车间生产和建筑加工等
- 本机床具有效率高、刚性好、精度高、噪音低、调速范围广、运转速度快、外形新颖、维修方便等优点

- This vertical drilling machine is universal type machine tool. It is suitable for drilling, reaming, boring,tapping countersunk hole. Automatic reverse feed spindle tapping and micro feeding, for blind and deep hole is very convenient. Widely used in machinery manufacturing, workshop production and construction processing, etc
- It has the advantages of high efficiency, good rigidity, high precision, low noise, wide speed range, high speed operation, novel appearance, convenient maintenance and so on

随机附件 | Standard accessories

- 钻夹头及接杆
- 变径套
- 退刀契
- 工作灯
- 冷却系统
- Drill chuck and arbor
- Reducing sleeve
- Wedge
- Working light
- Coolant system

可选附件 | Optional accessories

- 平口钳
- 58 件套夹具
- Machine vice
- 58 pcs clamping kits

参数	Model	Z5150B	Z5163B	Z5180B
最大钻孔直径	Max. drilling diameter	50mm	65mm	80mm
最大攻丝直径	Max taping capacity	M30x3	M40x3	M50x3
T 型槽（数量 x 宽度 x 间距）	T-slot size(NxWxD)	3-18/150 mm	3-18/135 mm	3-22/138 mm
主轴锥度	Spindle taper	MT5	MT5	MT6
主轴套筒行程	Stroke of spindle quill	250mm	250mm	250mm
主轴箱行程（手动）	Spindle box travel(manual)	200mm	250mm	250mm
主轴速度级数	Spindle speed step	12 steps	9 steps	9 steps
主轴转速范围	Spindle speed range	31.5-1400rpm	40-570rpm	40-570rpm
主轴进给级数	Spindle feed step	9 steps	6 steps	6 steps
主轴进给范围	Spindle feed range	0.056-1.80mm/rev	0.11-0.75mm/rev	0.11-0.75mm/rev
工作台尺寸	Worktable size	560x480mm	650x550mm	650x550mm
垂直行程	Vertical travel	300mm	300mm	300mm
主轴到立柱距离	Min.distance from spindle axis to column	335mm	375mm	375mm
主轴与工作台表面之间的最大距离	Max. distance between spindle and table surface	750mm	800mm	800mm
主电机功率	Main motor power	3kw	5.5kw	5.5kw
冷却泵电机功率	Motor of cooling pumps	40w	40w	40w
冷却泵速度	Speed of cooling pumps	25L/min	12L/min	12L/min
最大主轴进给阻力	Maximum spindle feed resistance	16000N	30000N	30000N
最大主轴扭矩	Maximum spindle torque	350N.m	800N.m	800N.m
外形尺寸	Overall size	1090x910x2465mm	1050x1200x2800mm	1050x1200x2800mm
净重	Net weight	1300kg	2500kg	2500kg



Z5150B

立卧两用铣床
Vertical/Horizontal Milling Machine

性能特点 | Features

- 矩形导轨，更加稳定
- 立铣至卧铣简易转换
- 工作台 X 轴自动进给，装有快换，加工效率更高
- 主轴回转 ±90°
- ZX7550CW 立铣齿轮传动，卧铣皮带传动
- ZX7550ZW 在 ZX7550CW 基础上立铣主轴自动进给
- Rectanger guide way,better stbility
- Easily changing from vertical milling to horizontal milling
- Worktable can be automatically feed in X axis, and equipped with quick-reverse"unit to realize high efficiency in working
- Headstocck swivels ±90°
- ZX7550CW vertical milling is gear-driven; Horizontal milling is belt-driven
- ZX7550ZW vertical milling spindle can be auto feeding based on ZX7550CW

随机附件 | Standard accessories

· 变径套	· Reduction sleeve
· 平口钳 160mm	· Machine vice 160mm
· 扳手	· Wrenches
· 铣夹头	· Milling chuck
· 钻夹头	· Drill chuck

可选附件 | Optional accessories

· 三轴数显	· 3 axis DRO
· 万能分度头	· Universal dividing head
· 58 件套夹具	· 58 pcs clamping kits
· 集中控制面板	· Collected operating panel
· Y 轴自动进给	· Y axis power feed
· Z 轴自动升降	· Z axis automatic lift
· 主轴防护	· Spindle guard

参数	Specification	ZX7550CW	ZX7550ZW
最大钻孔直径	Max.drilling dia.	Φ50mm	Φ50mm
卧铣最大直径	Max.horizontal milling dia.	Φ100mm	Φ100mm
立铣最大直径	Max.vertical milling dia.	Φ25mm	Φ25mm
最大镗孔直径	Max.boring dia.	Φ120mm	Φ120mm
主轴锥度	Spindle taper	ISO40/MT4	ISO40
主轴转速范围	Spindle speed	V:115-1750 8steps H:60-1350 8steps	V:60-1500 8steps H:60-1350 8ssteps
主轴行程	Spindle travel	120mm	120mm
工作台尺寸	Table size	240×800(1000)mm	240×800(1000)mm
工作台行程	Table travel	400(600)×230×350mm	400(600)×230×350mm
主电机功率（立 / 卧）	Main motor power (V/H)	V:0.85kw/1.5kw H:2.2kw	V:1.5kw H:1.5kw
包装尺寸	Packing size	1140x1220x2250(1 set/pkg) 1140x1300x2250(2 sets/pkg)	1140X1220X2250(1 set/pkg) 1140X1300X2250(2 sets/pkg)
净重 / 毛重	N.w/G.w	850kg/1000kg	900kg/1050kg



ZX7550CW

随机附件 | Standard accessories

· 冷却泵	· Coolant system
· 工作灯	· Working light
· 台湾炮塔铣头	· Taiwan milling turret head
· 油盆	· Oil tray
· 平口钳 160mm	· Machine vice 160mm
· 铣夹头	· Milling chuck
· 工具箱及工具	· Tool box with tools

可选附件 | Optional accessories

· 三轴数显	· 3 axis DRO
· 万能分度头	· Universal dividing head
· 58 件套夹具	· 58 pcs clamping kits
· 集中控制面板	· Collected operating panel
· 回转工作台	· Rotary table
· 插头	· Slotting head
· 主轴防护	· Spindle guard



ZX6350C



ZX6350ZA

参数	Specification	ZX6350C	ZX6350Z	ZX6350ZA
最大钻孔直径	Max.drilling dia.	Copper:Φ50 Casting:Φ30mm	Copper:Φ50 Casting:Φ30mm	Copper:Φ50 Casting:Φ30mm
主轴锥度	Spindle taper	ISO30/ISO40/R8/MT4	ISO30/ISO40/R8/MT4	ISO30/ISO40/R8/MT4
最大立铣直径	Max. vertical milling dia.	25mm	25mm	25mm
最大镗孔直径	Max. boring dia.	120mm	120mm	120mm
主轴到工作台距离	Distance from spindle to table surface	60-460mm	60-460mm	60-420mm
主轴转速（立 / 卧轴）	Spindle speeds(V/H)	V:115-1750rpm H:40-1300rpm	V:90-2000rpm H:38-1310rpm	V90-2000,H40-1300rpm
主轴行程	Spindle travel	120mm	120mm	120mm
工作台尺寸（L×W）	Table size (L×W)	1120×280mm	1200X280mm	1370X320mm
工作台行程	Table travel	600×260mm	680X320mm	720X320mm
主电机功率	Main motor power(V/H)	1.5/2.2kw	2.2/2.2kw	2.2/2.2kw
包装尺寸	Packing size	1680x1450x2350mm	1680x1450x2350mm	1750x1600x2350mm
净重 / 毛重	N.w/G.w	1200/1350kg	1260/1400kg	1550/1680kg

性能特点 | Features

- 主轴可以 ±45° 回转
- ZX6350C：立铣为手动进给
- ZX6350Z：立铣为自动进给
- ZX6350ZA：立铣及 X/Y 轴为自动进给，Z 轴自动升降
- Headstock swivels ±45°
- ZX6350C vertical milling spindle by manual
- ZX6350Z vertical milling spindle by auto-feeding
- ZX6350ZA vertical milling spindle auto-feeding, X/Y axis auto-feeding, Z axis automatic lift

炮塔铣床
Turret Milling Machine

随机附件 | Standard accessories

- 冷却泵 · Coolant system
- 工作灯 · Working light
- 台湾炮塔铣头 · Taiwan milling turret head
- 油盆 · Oil tray
- 平口钳 160mm · Machine vice 160mm
- 铣夹头套装 · Milling chuck set
- 工具箱及工具 · Tool box with tools

可选附件 | Optional accessories

- 台湾无段铣头 · Taiwan variable speed head
- 三轴数显 · 3 axis DRO
- X/Y 向自动进给器 · X/Y power feed attachment
- Z 轴升降电机 · Z-axis lifting motor
- 58 件套夹具 · 58pcs clamping kits
- 回转工作台 · Rotary table
- 万能分度头 · Universal dividing head
- NT30/NT40 主轴 · NT30/NT40 spindle



X6330



X6323

参数	Specification	X6323	X6325(4H)	X6330(5H)
工作台尺寸（长 × 宽）	Table size(L×W)	1067×230mm	1270x254mm (Optional:1370×254mm)	1370×305mm
T 型槽（数量 x 宽度 x 槽距）	T-slot size(NxWxD)	3/16/63mm	3-16/65mm	3-16/85mm
工作台行程（X/Y/Z）	Table travel (X/Y/Z)	600×320×400mm	800×400×400mm	850×400×450mm
主轴端面到工作台距离	Distance between spindle nose and table surface	60-460mm	60-460mm	80-500mm
主轴转速	Spindle speed	66-4540rpm	66-4540rpm	66-4540rpm
主电机功率	Main motor power	3HP	3HP	5HP
主轴锥度	Spindle taper	R8	R8 or NT30	NT40
主轴套筒行程	Travel of spindle sleeve	127mm	127mm	127mm
滑枕行程	Ram travel	300mm	480mm	500mm
主轴套筒进给量	Feed of spindle sleeve	0.04/0.08/0.15mm/r	0.08/0.04/0.20mm/r	0.08/0.04/0.20mm/r
铣头回转	Milling head rotation	swivel:45° tilt:90°	swivel:45° tilt:90°	swivel:45° tilt:90°
外形尺寸	Overall size (L×W×H)	1550×1400×2150mm	1700×1600×2150mm	1750×1650×2150mm
净重	N.w	950kg	1200kg	1350kg

Email:info@wellmachtool.com www.wellmachtool.com

万能铣床
Universal Milling Machine

随机附件 | Standard accessories

- 冷却泵 · Coolant system
- 工作灯 · Working light
- 台湾炮塔铣头 · Taiwan milling turret head
- 油盆 · Oil tray
- 平口钳 160mm · Machine vice 160mm
- 铣夹头套装 · Milling chuck set
- 工具箱及工具 · Tool box with tools

可选附件 | Optional accessories

- 台湾无段铣头 · Taiwan variable speed head
- 三轴数显 · 3 axis DRO
- X/Y 向自动进给器 · X/Y power feed attachment
- Z 轴升降电机 · Z axis lifting motor
- 58 件套夹具 · 58pcs clamping kit
- 回转工作台 · Rotary table
- 万能分度头 · Universal dividing head
- NT30/NT40/NT50 主轴 · NT30/NT40/NT50 spindle



X6325U



X6336U

参数		Specification	X6325U	X6330U	X6332U	X6336U
工作台尺寸（长 * 宽）		Table size(L×W)	1270×254mm (Optional:1370×254mm)	1370×305mm	1570X320mm	1370×360mm
T 型槽（数量 / 宽度 / 槽距）		T-slot size(NxWxD)	3/16/65mm	3/16/85mm	3/16/85mm	3/18/80mm
工作台行程（X/Y/Z）		Table travel (X/Y/Z)	800×420×450mm	800×370×450mm	1000×380×420mm	1000X320X450mm
主轴孔锥度：（立 / 卧轴）		Spindle taper:vertical/horizontal	R8/NT30(V),NT40(H)	R8/NT40(V),NT40(H)	R8/NT40(V),NT40(H)	NT40(V),NT50(H)
卧轴中心到工作台距离		Distance between horizontal nose and table surface	0-400mm	0-400mm	0-400mm	0-400mm
卧轴中心到悬梁底面距离		Distance between spindle axis and ram surface	230mm	230mm	230mm	270mm
主轴转速范围（50HZ）	立轴无段变速	Vertical spindle variable speed	80-4200rpm(variable)	80-4200rpm(variable)	80-4200rpm(variable)	50-3750rpm(variable)
	立轴有段变速	Vertical spindle step speed	66-4540rpm(16 steps)	66-4540rpm(16 steps)	66-4540rpm(16 steps)	66-4540rpm(16 steps)
	卧轴有段变速	Horizontal spindle step speed	40-1300rpm(12 steps)	40-1300rpm(12 steps)	40-1300rpm(12 steps)	60-1800rpm(12 steps)
滑枕行程		Ram travel	400mm	400mm	400mm	600mm
主电机功率	立轴	Main motor power(V/H)	2.25kw, optional 3.75kw(vertical)	2.25kw, optional 3.75kw(vertical)	2.25kw, optional 3.75kw(vertical)	3.75kw(vertical)
	卧轴		3kw(horizontal)	3kw(horizontal)	3kw(horizontal)	5.5kw(horizontal)
外形尺寸		Overall size (L×W×H)	1650×1680×2450mm	1750×1680×2450mm	1950×1700×2450mm	2250x2050x2550mm
净重		N.w	1400kg	1500kg	1600kg	2200kg

万能铣床
Universal Milling Machine



XL6436



XL6436CL

性能特点 | Features

- 高强度 HT-200 铸铁床身，刚性极高
- 精密研磨导轨，表面硬化处理，确保长期精度和耐磨性
- 静音、精密制造的主轴箱齿轮经过硬化和磨削
- 万能铣头可实现立铣与卧铣的快速转换
- 一个强大的伺服电机允许在三个轴上无级进给
- 5.5 千瓦主驱动保证高扭矩
- 标配包含冷却系统和油盘
- Extremely rigid machine bed made of high-strength HT-200 cast-iron with heavy ribbing
- Precision-ground guideways with hardened surfaces for long-term accuracy and wear-resistance
- Quiet, precision-made headstock gears with hardened and ground gears
- Universal milling head can realize fast conversion between vertical milling and horizontal milling
- One powerful servo motor allows infinite adjustment of the feed on all 3 axes
- 5.5 kw main drive guarantees high torque
- Coolant system and chip tray are included

参数	Specification	XL6436	XL6436C	XL6436CL
工作台尺寸（长 × 宽）	Table size(L×W)	1325×360mm	1325×360mm	1600×360mm
工作台行程（X/Y/Z）	Table travel (X/Y/Z)	750×320×450mm	1100x320x450mm	1300/320/450mm
工作台进给速度	Table feed (X/Y/Z)	30~750/20~500/15~375rpm		
工作台回转	Swivel Table	±45°Optional	±45°Optional	±45°Optional
主轴锥度	Spindle taper	7:24 ISO50(H/V)	7:24 ISO50(H/V)	7:24 ISO50(H/V)
工作台最大承重	Max. loading capacity	350kg	350kg	350kg
T 型槽（数量 x 宽度 x 槽距）	T-slot(NxWxD	3-18/80mm	3-18/80mm	3-18/80mm
滑枕行程	Ram travel	600mm	600mm	600mm
主轴端面到工作台距离	Distance between spindle nose and table surface	196-646mm	190-590mm	190-590mm
卧轴中心至工作台面距离	Distance between horizontal nose and table surface	20-470mm	175-625mm	175-625mm
卧轴中心至悬梁平面距离	Distance between horizontal nose and arm surface	200mm	200mm	200mm
主轴转速（12 级）	Spindle speed(12 steps)	60-1750rpm(V) 60-1800rpm(H) 12 steps 60-1750rpm (V) 12 steps 60-1800rpm (H)		
主电机功率	Main motor power	4kw(V), 5.5kw(H)	4kw(V), 5.5kw(H)	4kw(V), 5.5kw(H)
三相进给交流伺服电机扭矩	3 phase AC feeding servo motor torque	10N.m	10N.m	10N.m
外形尺寸	Overall size	1800×2100×2000mm	2520×2100×2000mm	2520×2100×2000mm
净重	N.w	2650kg	2800kg	2800kg

随机附件 | Standard accessories

- 卧杆总成
- 拉杆
- 双头扳手
- 内六角扳手
- 套筒
- 垫圈
- 锥面套铣刀刀杆
- 铣夹头套装
- Horizontal arbor assembly
- Drawbar
- Double-ended wrench
- Inner hexagonal wrench
- Sleeve
- Washer
- Taper sets milling cutter arbor
- Milling chuck set

可选附件 | Optional accessories

- 三轴数显
- 工作台 45°回转
- 主轴防护
- 施耐德电气元件
- 铝合金支撑臂
- 平口钳 160mm
- LED 工作灯
- 工作台防护
- 3-axis DRO
- Swivel worktable 45°
- Spindle guard
- Schneider electric components
- Aluminum hang arm
- Machine vice 160mm
- LED working light
- Work table cover

Email:info@wellmachtool.com www.wellmachtool.com

滑枕铣床
Ram Milling Machine



X5750

性能特点 | Features

- 采用 3 轴滚珠丝杠，精度高
- 工作台送料采用 3 个独立伺服电机，变速，互不干扰，可靠性高，操作方便
- 机头传动速度快，铣削力强
- 工作台加装支撑柱，负载大，精度高
- 它可以通过旋转铣削头通过前半球面铣削任何角度的表面
- Table 3 axes with ball screws, high precision
- Table feeding with 3 separate servo motors, variable speeds, not interfere each other,high reliability,easy to operate
- Mechanical change speeds in head stock, powerful milling
- Table with an extra supporting column, big load, high accuracy
- It can mill any angle surface through front half-sphere by swivelling milling head

参数	Specification	X5750	X5750A
工作台面尺寸	Table size	500x1600mm	500x2000mm
工作台行程 (X, Y,Z 轴)	Table travel (X/Y/Z)	1200x700x500mm	1400x700x500mm
工作台进给速度 (X, Y, Z)	Table feed(X/Y/Z)	10-1000/10-1000/5-500mm/min	
主轴轴孔锥度	Spindle taper	ISO50	ISO50
主轴端面至工作台	Distance between spindle nose and table surface	50-550mm	50-550mm
工作台回转	Swivel Table	360°	360°
主轴孔中心至悬梁平面距离	Distance between spindle and arm	45-745mm	45-745mm
主轴转速范围	Spindle speed range	(27steps) 30-2050rpm	(27steps) 30-2050rpm
T 型槽（数量 x 宽度 x 槽距）	T-slot size(NxWxD)	5-18x80mm	5-18x80mm
工作台快移速度	Table rapid speed	2200/2200/1100mm/min	
进给电机扭矩（X/Y/Z）	Feeding motor toque(X/Y/Z)	AC servo motor:18/18/27Nm	
工作台最大承重	Max loading capacity	1500kg	1500kg
主电机功率	Main motor power	7.5kw	7.5kw
外形尺寸	Overall size	2625x2460x2080mm	3125x2860x2080mm
净重	N.w	4500kg	5000kg

随机附件 | Standard accessories

- 拉杆
- 夹头
- 端面铣刀柄
- 扳手
- Draw bar
- Machine chuck
- End face milling cutter handle
- Wrenches

可选附件 | Optional accessories

- 施耐德电气元件
- 铝合金支撑臂
- 三轴数显
- 主轴防护
- 工作台防护
- LED 工作灯
- 自动润滑
- Schneider electric components
- Aluminum hang arm
- 3 Axis DRO
- Spindle guard
- Work table cover
- LED working light
- Automatic lubrication

万能工具铣床
Universal Tool Milling Machine



XL8132



XL8140

参数	Specification	XL8132	XL8140	XL8145
工作台面尺寸	Table size	750x320mm	800x400mm	800x450mm
工作台行程 (X/ Y/Z)	Table travel (X/Y/Z)	405/305/400mm	500/400/400mm	600/450/450mm
工作台进给速度 (X/Y/Z)	Table feed(X/Y/Z)	10-1000mm/min	10-1000mm/min	10-1000mm/min
T 型槽 (工作台)	T-slots(work table)	5-14x63mm	6-14x63mm	7-14x63mm
T 型槽 (立式工作台)	T-slots(vertical table)	3-14x63mm	3-14x63mm	3-14x63mm
主轴锥度	Spindle taper	NT40	NT40	NT40
主轴转速范围	Spindle speed range	(2 steps)40-2000rpm	(2 steps)40-2000rpm	(2 steps)40-2000rpm
三轴进给交流伺服	3 axis feed AC servo motor torque	7.7/7.7/10N.m	7.7/7.7/10N.m	10/10/15N.m
工作台快移速度	Table rapid speed	1200mm/min	1200mm/min	1200mm/min
工作台最大承重	Max loading capacity	160kg	200kg	300kg
主电机功率	Main motor power	3.7kw	3.7kw	5.5kw
立式工作台尺寸	Vertical table dimensions	890x225mm	1020x225mm	1190x250mm
套筒	Quill stroke	60mm	60mm	60mm
外形尺寸	Overall size	1500x1700x1800mm	1500x1700x1800mm	1600x1800x2000
净重	N.w	1500kg	1550kg	1750kg

性能特点 | Features

- X Y Z 三轴采用滚珠丝杠和伺服电机，方便精确进给
- 无级变速垂直切头，旋转 ±90°，主轴由变频电机控制
- X、Y、Z 三轴采用电子手轮，操作方便
- 自动油润滑，冷却系统，油盆，CE 施耐德电气标配

- Ball screws and servo motors adopted on X Y Z 3-axis for easy and precise feeds
- Infinitely variable vertical cutting head with a swivel ±90°and the spindle controlled by variable frequency motor
- Electronic handwheel adopted on X Y Z with axis ,easy operating
- Automatic oil lubrication, cooling system,oil tray,CE schneider electric are standard

随机附件 | Standard accessories

· 施耐德电气元件	· Schneider electric
· LED 工作灯	· LED working light
· 电子手轮	· Electronic handwheel
· 卧式铣刀杆	· Horizontal milling arbors
· 变径套	· Reducing sleeves
· 铣夹头	· Milling chuck
· 弹簧夹头	· Collet chuck with collets
· 拉杆	· Draw bar
· 冷却系统	· Coolant system
· 油盘	· Oil tray

可选附件 | Optional accessories

· 三轴数显	· 3-axis DRO
· 主轴防护	· Spindle guard
· 工作台防护	· Table guard
· 回转工作台（for XL8140）	· Universal swivel table(XL8140)
· 分度头 F12100A	· Dividing head F12100A
· 平口钳 QM160mm	· Machine Vice QM160mm
· 58 件套夹具 M12	· 58 pcs clamping kits M12

Email:info@wellmachtool.com www.wellmachtool.com

液压摇臂钻床
Hydraulic Radial Drilling Machine

性能特点 | Features

- 机床转速及进给均有广泛的变速范围，可进行机动、手动、和微动操纵，可随时轻便地接通或切断进给。
- 主轴在松开、夹紧时位移误差小，变速操纵机构集中在主轴箱上，便于操纵和变速，液压动力实现各部夹紧和主轴变速，灵敏，可靠。
- 主轴组零件采用特殊优质钢材，使用世界一流热处理设备，保证机床强度高，经久耐磨。
- 主要齿轮采用磨削加工，保证机床高精度、低噪音。
- The speed and feeding of machine have range of speed changes can be operated by motor, manual, and inching.The feed can be easily switched on or off at any time
- The displacement error of the main shaft is small when it is loosened and clamped
- The speed change control mechanism is concentrated on the main shaft box which is convenient for operation and speed change. The hydraulic power realizes the clamping of each part and the speed change of the main shaft which is sensitive and reliable
- The parts of the main shaft set are made of special high-quality steel, and the world-class heat treatment equipment is used to ensure the high strength and wear esistance of the machine tool
- The main gears are processed by grinding to ensure the high precision and low noise of the machine tool



Z3050x16



Z3063x20

参数	Specification	Z3040X13	Z3050X16	Z3063x20	Z3080X25	Z30100X31
最大钻孔直径	Max. drilling dia.	40mm	50mm	63mm	80mm	100mm
主轴中心线至立柱母线距离	Distance between spindle axis and column	300-1300mm	350-1600mm	450-2000mm	500-2500mm	570-3150mm
主轴端面至底座工作面距离	Distance from spindle nose and working surface of base	300-1120mm	320-1220mm	400-1600mm	550-2000mm	750-2500mm
立柱直径	Diameter of column	300mm	350mm	450mm	550mm	700mm
主轴行程	Spindle travel	280mm	315mm	400mm	450mm	500mm
主轴锥度	Spindle taper	MT4	MT5	MT5	MT6	MT6
主轴转速	Spindle speed	32-2500rpm	25-2000rpm	20-1600rpm	16-1250rpm	8-1000rpm
主轴转速级数	Number of spindle speed	16 steps	16 steps	16 steps	16 steps	22 steps
主轴进给量范围	Range spindle feed	0.10-1.25mm/rev	0.04-3.20mm/rev	0.04-3.20mm/rev	0.04-3.20mm/rev	0.06-3.2mm/rev
主轴进给量级数	Number of spindle feed	8 steps	16 steps	16 steps	16 steps	16 steps
主轴箱水平移动距离	Distance of head horizontal movement	1000mm	1250mm	1600mm	2000mm	2580mm
工作台尺寸	Table size	600x450x450mm	630x500x500mm	950x630x500mm	1000x800x560mm	1250x800x630mm
底座尺寸	Base size	2050x900x200mm	2400x1000x200mm	2900x1250x250mm	3530x1400x300mm	4425x1630x350mm
主电机功率	Main motor power	3kw	4kw	5.5kw	7.5kw	15kw
外形尺寸	Overall size	2100X900X2300mm	2500X1060X2650mm	3110X1250X3150mm	3730X1400X3790mm	4660X1630X4525mm
包装尺寸	Packing size(LxWxH)	2350X1060X2450mm	2600x1120x2550mm	3480X1470X2200mm	3870X1620X2230mm 3730X1540X1530mm	4800×1800×1550mm 4600×1530×2000mm
净重 / 毛重	N.w/G.w	2100/2500kg	3400/3650kg	6795/7145kg	10000/10450kg	20000/22000kg

平面磨床
Surface Grinding Machine

性能特点 | Features

- AH：X 轴（前后）电动
  Y 轴 （左右）液压
  Z 轴手动
- AHR: X 轴（前后）电动
  Y 轴（左右）液压
  Z 轴升降电机快速升降
- AHD: X 轴（前后）电动
  Y 轴（左右）液压
  Z 轴 PLC 伺服驱动

- AH:X axis(longitudinal) electric
  Y axis (cross) hydraulic
  Z axis manual
- AHR:X axis(longitudinal) electric
  Y axis (cross) hydraulic
  Z axis lifting motor rapid up and down
- AHD: X axis(longitudinal) electric
  Y axis (cross) hydraulic
  Z axis PLC control,servo drive

可选附件 | Optional accessories


光栅数显
Digital readout


平行修整器
Parallel wheel dresser


砂轮平衡架
Wheel balance stand


精密虎钳
Precision machine vise


充退磁控制器
Charge and demagnetization controller


磁性分离器
Coolant tank with magnetic separator


磁滚纸带过滤机
Coolant tank with magnetic


吸水与吸尘两用
Water absorption and dust



SG1224AHR



SG4080AHD

Email:info@wellmachtool.com www.wellmachtool.com

随机附件 | Standard accessories

- 冷却水箱
- 吸盘
- 砂轮平衡轴
- 砂轮法兰盘
- 卸砂轮拨出螺母
- 水平调整螺栓及垫铁
- 工具箱及套工具
- 标准砂轮
- 工作灯
- 金刚笔座（不含金刚笔）

- Coolant tank
- Magnetic chuck
- Balancing arbor
- Wheel extractor
- Wheel flange
- Leveling wedge and bolt
- Tool box and tools
- Standard grinding wheel
- Working lamp
- Wheel dresser stand(not include diamond pen)

可选附件 | Optional accessories

- 平行修整器
- 光栅数显
- 砂轮平衡架
- 磁滚纸袋过滤器
- 磁性分离器
- 精密虎钳
- 充退磁控制器
- 吸水与吸尘两用

- Parallel wheel dresser
- Digital readout
- Wheel banlance stand
- Coolant tank with magnetic separator and paper filter
- Coolant tank with magnetic separator
- Precision machine vise
- Charge and demagnetization controller
- Water absorption and dust

参数	Specification	SG1224AH/AHR/AHD	SG1230AH/AHR/AHD	SG4080AH/AHR/AHD
工作台台面尺寸（宽 × 长）	Table size(W×L)	300×600mm	300×700mm	400x800mm
磨削工件最大尺寸（长 × 宽 × 高）	Max.workpiece to be groud(L×W×H)	600×300×270mm	680×300×270mm	800x400x350mm
工作台横向移动量	Max.cross travel	630mm	680mm	830mm
工作台纵向移动量	Max.longitdinal travel	320mm	300mm	420mm
砂轮轴中心线至工作台面距离	Distance from table surface to spindle center	490mm	490mm	480mm
工作台滑道	Slide way	One flat rail one V —平— V	One flat rail one V —平— V	One flat rail one V —平— V
工作台最大承重	Max.longitdinal of work table	200kg	200kg	200kg
工作台 T 型槽	Number of T-slot	1×14mm	1×14mm	1×14mm
工作台速度	Speed of work table	18m/min	18m/min	18m/min
前后手轮进刀量	Cross feed on handwheel	0.02/Grauation 4/revolution mm	0.02/Grauation 4/revolution mm	0.02/Grauation 4/revolution mm
上下 MPG 进刀量	Vertical MPG feed	0.001/0.01/0.1Graduation 0.1/1/10/revolution mm	0.001/0.01/0.1Graduation 0.1/1/10/revolution mm	0.001/0.01/0.1Graduation 0.1/1/10/revolution mm
砂轮尺寸（外径 × 宽 × 内径）	Wheel size(dia×width×bore)	Φ300×30×Φ75mm	Φ300×30×Φ75mm	Φ300×30×Φ75mm
主轴转速（50Hz）	Spindle speed	1440rpm	1440rpm	1440rpm
电机总功率	The total power of electric motor	6.5kw	6.5kw	7.5kw
主轴电机功率	Spindle motor	4kw	4kw	4kw
加工表面对基面的平行度	The machined surface the base of parallelism	0.005/300mm	0.005/300mm	0.005/300mm
表面粗糙度	Surface roughness	Ra0.63μm	Ra0.63μm	Ra0.63μm
磨头垂直进给伺服电机	Vertical feeding servo motor	0.75kw	0.75kw	0.75kw
工作台前后进给电机	Cross feed motor of table	0.06kw	0.08kw	0.06kw
油箱容量	Capacity of oil tank	80L	60L	80L
冷却泵	Coolant pump	0.04kw	0.04kw	0.09kw
包装尺寸	Packing size(L×W×H)	2000×1700×2100mm	2100x1750x2100mm	2660×1970×2220mm
净重 / 毛重	N.w/G.w	1400/1550kg	1450/1600kg	2000/2200kg

高精密平面磨床
High Precision Surface Grinder



SGA4080AHD



SGA4100AHD

参数		Specification		SGA-2550AH/AHR/AHD	SGA-3063AH/AHR/AHD	SGA-4080AH/AHR/AHD
工作台台面尺寸（宽 x 长）		Table size (W×L)		250×500mm	305×600mm	406×800mm
工作台横向移动量		Max.longitdinal travel		520mm	765mm	910mm
工作台纵向移动量		Max.cross travel		260mm	340mm	450mm
主轴轴线至工作台面最大距离		Max.distance from spindle center to table		450mm	550mm	550mm
电磁吸盘尺寸		Magnetic chuck size		250×500mm	300×600mm	400×800mm
工作台纵向移动速度		Speed of table longitudinal movement		7~23m/min		
工作台横向移动	自动进给量	Table transverse movement	Auto feed	0.1~8mm/min		
	机动速度		Rapid speed	990mm/min		
	手轮进给量		Feed of handwheel	0.02mm/div.		
工作台纵向移动	自动进给量	Wheelhead vertical movement	Auto feed	(H/R mode) 0.005/0.1/0.02/0.03/0.04/0.05 (Only for D mode)mm/stroke		
	机动速度		Rapid speed	(H mode) 610 (Only for R mode) 480 (Only for D mode)mm/min		
	手轮进给量		Feed of handwheel	0.005 mm/div.		
砂轮	转速	Grinding wheel	Speed	50Hz 2800rpm 60Hz 3600rpm	50Hz 1450rpm 60Hz 1750rpm	50Hz 1450rpm 60Hz 1750rpm
	尺寸		(OD×W×ID)Size	Φ200x20x31.75	Φ350×40×Φ127mm	Φ350×40×Φ127mm
主轴马达		Spindle motor		2.2kw	5.5kw	5.5kw
液压站马达		Hydraulic motor		1.5kw	2.2kw	2.2kw
冷却泵马达		Cooling pump motor		0.04kw	0.09kw	0.09kw
升降马达		Elevating motor		-(H mode) 0.25 (R mode) 0.75 (D mode,servo motor)kw		
前后驱动电机		Cross feed motor		0.04kw		
工作台最大承重（含吸盘）		Max loading of work table (include magnetic chuck)		200kg	270kg	500kg
总额定功率		Total rated power		4kw	9kw	9kw
表面粗糙度		Surface roughness		Ra≤0.25μm	Ra≤0.25μm	Ra≤0.25μm
包装尺寸（长 × 宽 × 高）		Packing size (L×W×H)		2050×1500×1980mm	2315×2220×2230mm	2720×2265×2250mm
毛重		G.w		1400kg	2800kg	3600kg

Email:info@wellmachtool.com www.wellmachtool.com

性能特点 | Features

- AH：X 轴（前后）电动
  Y 轴 （左右）液压
  Z 轴手动
- AHR: X 轴（前后）电动
  Y 轴（左右）液压
  Z 轴升降电机快速升降
- AHD: X 轴（前后）电动
  Y 轴（左右）液压
  Z 轴 PLC 伺服驱动

- AH:X axis(longitudinal) electric
  Y axis (cross) hydraulic
  Z axis manual
- AHR:X axis(longitudinal) electric
  Y axis (cross) hydraulic
  Z axis lifting motor rapid up and down
- AHD: X axis(longitudinal) electric
  Y axis (cross) hydraulic
  Z axis PLC control,servo drive

随机附件 | Standard accessories

- 冷却水箱
- 吸盘
- 砂轮平衡轴
- 砂轮法兰盘
- 卸砂轮拔出螺母
- 水平调整螺栓及垫铁
- 工具箱及套工具
- 标准砂轮
- 工作灯
- 金刚笔座（不含金刚笔）

- Coolant tank
- Magnetic chuck
- Balancing arbor
- Wheel extractor
- Wheel flange
- Leveling wedge and bolt
- Tool box and tools
- Standard grinding wheel
- Working lamp
- Wheel dresser stand(not include diamond pen)

可选附件 | Optional accessories

- 平行修整器
- 数显尺
- 砂轮平衡架
- 磁滚纸袋过滤器
- 磁性分离器
- 工作台防护

- Parallel wheel dresser
- Digital readout
- Wheel banlance stand
- Coolant tank with magnetic separator and paper filter
- Coolant tank with magnetic separator
- Worktable cover

参数		Specification		SGA-30100AH/AHR/AHD	SGA-40100AH/AHR/AHD	SGA-50100AH/AHR/AHD
工作台台面尺寸（宽 × 长）		Table size (W×L)		305×1003mm	406×1005mm	506×1005mm
工作台横向移动量		Max.longitdinal travel		1130mm	1130mm	1040mm
工作台纵向移动量		Max.cross travel		340mm	450mm	530mm
主轴轴线至工作台面最大距离		Max.distance from spindle center to table		550mm	550mm	550mm
电磁吸盘尺寸		Magnetic chuck size		300×1000mm	400×1000mm	500×1000mm
工作台纵向移动速度		Speed of table longitudinal movement		7~23m/min	7~23m/min	5~25m/min
工作台横向移动	自动进给量	Table transverse movement	Auto feed	0.1~8m/min		
	机动速度		Rapid speed	990mm/min		
	手轮进给量		Feed of handwheel	0.02mm/div.		
工作台纵向移动	自动进给量	Wheelhead vertical movement	Auto feed	(H/R model) 0.005/0.01/0.02/0.03/0.04/0.05(Only for D model)mm/stroke		
	机动速度		Rapid speed	(H model) 610 (Only for R model) 480 (Only for D model)mm/min		
	手轮进给量		Feed of handwheel	0.005 mm/div.		
砂轮	转速	Grinding wheel	Speed	50Hz 1440rpm 60Hz 1750rpm	50Hz 1440rpm 60Hz 1750rpm	50Hz 1440rpm 60Hz 1750rpm
	尺寸		(OD×W×ID)Size	Φ350×40×Φ127mm	Φ350×40×Φ127 mm	Φ355×40×Φ127mm
主轴马达		Spindle motor		5.5kw		
液压站马达		Hydraulic motor		2.2kw		
冷却泵马达		Cooling pump motor		0.09kw		
升降马达		Elevating motor		(H model) 0.25(R model) 0.75 (D model,servo motor)kw		
前后驱动电机		Cross feed motor		0.04kw		
工作台最大承重（含吸盘）		Max loading of work table (include magnetic chuck)		400kg	600kg	600kg
总额定功率		Total rated power		9kw	9kw	9kw
表面粗糙度		Surface roughness		Ra≤0.25μm	Ra≤0.25μm	Ra≤0.25μm
包装尺寸（长 × 宽 × 高）		Packing size (L×W×H)		2960×2210×2220mm	3420×2250×2230mm	3060×2360×2300mm
毛重		G.w		3200kg	3900kg	4100kg

卧轴式平面磨床

Horizontal Shaft Surface Grinder



M7132



M7140

参数		Specification		M7130	M7132	M7140x10/16/20/25/30				
工作台工作面尺寸 (长 x 宽 x 高)		Size of worktable (LxWxH)		1000x300x400mm	1000x320x400mm	1000/1600/2000/2500/3000x400x400mm				
工作台最大纵向移动量		Max.Longitudinal movement of worktable		1100mm	1100mm	1100mm	1700mm	2100mm	2600mm	3100mm
主轴中心到工作台面的最大距离		Max. Distance from the spindle centerline to the worktable surface		580mm	580mm	580mm	770mm	770mm	770mm	770mm
磨头最大横向移动量		Max.Cross movement grinding head		350mm	370mm	450mm	450mm	450mm	450mm	450mm
磨头垂直进给	每格	Vertical movement of the grinding head	Per graduation	0.01mm	0.01mm	0.01mm	0.01mm	0.01mm	0.01mm	0.01mm
手轮刻度值	每转	grinding head by handwheel	Per revolution	1mm	1mm	1mm	1mm	1mm	1mm	1mm
快速升降电机	功率	Rapid lifting	Power	0.37kw	0.37kw	0.37kw	0.37kw	0.37kw	0.37kw	0.37kw
	转速		Speed	1440r/min	1440r/min	1440r/min	1440r/min	1440r/min	1440r/min	1440r/min
砂轮尺寸 (外径 x 宽 x 内径)		Grinding wheel (OD×W×ID)Size		∅ 350x40x127mm						
砂轮转速		Speed of ginding wheel		1440r/min	1440r/min	1440r/min	1440r/min	1440r/min	1440r/min	1440r/min
电机总功率		Total power of motor		11kw	11kw	11kw	13.5kw	17kw	17kw	17kw
砂轮主轴电机		Power of spindle motor		7.5kw	7.5kw	7.5kw	7.5kw	11kw	11kw	11kw
油泵电机		Power of oil pump motor		3kw	3kw	3kw	5.5kw	5.5kw	5.5kw	5.5kw
加工表面对基面的平行度		Parallelism of Work piece Surface to Base level		300: 0.008mm	300: 0.008mm	300: 0.008mm	300: 0.008mm	300: 0.008mm	300: 0.008mm	300: 0.008mm
表面粗糙度		Surface roughness		Ra:0.63μm	Ra:0.63μm	Ra:0.63μm	Ra:0.63μm	Ra:0.63μm	Ra:0.63μm	Ra:0.63μm
包装尺寸 (长 x 宽 x 高)		Packing size (LxWxH)		2800x1750x235mm	2800x1750x2350mm	2800x1750x2350mm	4300x1700x2480mm	5200x1700x2480mm	5200x1700x2480mm	7500x1900x2480mm
净重 / 毛重		N.w /G.w		3680/4000kg	3980/4200kg	4100/4600kg	5600/6200kg	6800/7200kg	6800/7200kg	8500/9100kg

Email:info@wellmachtool.com www.wellmachtool.com

性能特点 | Features

- 主轴前端采用内柱外锥形滑动轴承，使用寿命长
- 磨头采用内置式电机，结构紧凑，主轴刚性好
- 工作台纵向移动和磨头横向移动均采用液压驱动，可无极调速

- We adopt special type plain bearing at the spindle nose.(the external is conical,the internal is cylindrical)this kind of structure is long serves life
- We adopt a motor built-in type motor structure. This structure is compact and excellent rigidity
- Worktable longitudinal movement and grinding head cross movement is supported by hydraulic system. They are stepless and variable speed



M7163x16



M7163x20

参数		Specification		M7150x12/16/20			M7163x12/16/20		
工作台工作面尺寸 (长 x 宽 x 高)		Size of worktable (LxWxH)		1250/1600/2000x500x600 mm			1250/1600/2000x630x600 mm		
工作台最大纵向移动量		Max.Longitudinal movement of worktable		1350mm	1700mm	2100mm	1350mm	1700mm	2100mm
主轴中心到工作台面的最大距离		Max. Distance from the spindle centerline to the worktable surface		800mm	800mm	800mm	800mm	800mm	800mm
磨头最大横向移动量		Max.Cross movement grinding head		550mm	550mm	550mm	680mm	680mm	680mm
磨头垂直进给	每格	Vertical movement of the grinding head	Per graduation	0.01mm	0.01mm	0.01mm	0.01mm	0.01mm	0.01mm
手轮刻度值	每转	grinding head by handwheel	Per revolution	1mm	1mm	1mm	1mm	1mm	1mm
快速升降电机	功率	Rapid lifting motor	Power	0.37kw	0.37kw	0.37kw	0.37kw	0.37kw	0.37kw
	转速		Speed	1440r/min	1440r/min	1440r/min	1440r/min	1440r/min	1440r/min
砂轮尺寸 (外径 x 宽 x 内径)		Grinding wheel (OD×W×ID)Size		∅ 400x40x127mm	∅ 400x50x203mm	∅ 400x40x127mm	∅ 400x40x127mm	∅ 400x40x127mm	∅ 400x50x203mm
砂轮转速		Speed of ginding wheel		1440r/min	1440r/min	1440r/min	1440r/min	1440r/min	1440r/min
电机总功率		Total power of motor		12kw	15.5kw	17kw	12kw	13.5kw	15.5kw
砂轮主轴电机		Power of spindle motor		7.5kw	9kw	11kw	7.5kw	7.5kw	9kw
油泵电机		Power of oil pump motor		4kw	5.5kw	5.5kw	4kw	5.5kw	5.5kw
加工表面对基面的平行度		Parallelism of Work piece Surface to Base level		300: 0.008mm	300: 0.008mm	300: 0.008mm	300: 0.008mm	300: 0.008mm	300: 0.008mm
表面粗糙度		Surface roughness		Ra:0.63μm	Ra:0.63μm	Ra:0.63μm	Ra:0.63μm	Ra:0.63μm	Ra:0.63μm
包装尺寸 (长 x 宽 x 高)		Package (LxWxH)		3600x1930x2480mm	4600c1850x2350mm	5100x1850x2350mm	3800x1950x2480mm	4800x1850x2350mm	5300x1850x2350mm
净重 / 毛重		N/w/G.w		5300/6000kg	6000/6900kg	7000/7800kg	5800/6500kg	6500/7500kg	7800/8500kg

外圆磨床
Cylindrical Grinding Machine

性能特点 | Features

· 本机床具有切削精度高，刚性强，效率高等特点。适用于磨削圆柱形和圆锥形的工件
· 机床工件、外圆砂轮、油泵和冷却泵分别由独立电机传动
· 机床各运动部件具有电器，液压和机械连锁机构，操作安全可靠

· The machine has the characteristics of high cutting precision, strong rigidity and high efficiency
Suitable for grinding cylindrical and conical workpieces
· The workpiece,cylindrical grinding wheel,oil pump and cooling pump by an independent motor drive
· Machine moving parts with electrical,hydraulic and theoperation is safe and reliable

参数	Specification	M1320H×500	M1320H×800
可磨直径外圆（用中心架）	Grinding diamaters with steady-rest (O.D.)	8/60mm	8/60mm
可磨直径外圆（不用中心架）	Grinding diamaters without steady-rest (O.D.)	8/200mm	8/200mm
工件最大重量	Max. workpiece weight	50kg	50kg
可磨外圆长度	Grinding length external	500mm	800mm
中心高	Center height	135mm	135mm
顶尖距	Distance between centers	500mm	800mm
外圆砂轮尺寸	Externalwheef size	MaxΦ400×50×Φ203mm; MinΦ280x50x203 mm	
砂轮最大线速度	Peipheral speed of grinding wheel	38m/s	38m/s
砂轮架主轴转速	Wheelhead spindle speed	1670r/min	1670r/min
砂轮架快速进退量	Wheelhead rapid advance & wighdrawal	25mm	25mm
头架尾架顶尖	Headstockand tailstock center	MT4	MT4
工作台速度	Worktable speed	0.1~4m/min	0.1~4m/min
工作台最大移动量	Max. travel of table	600mm	900mm
工作台转动范围	Swivel range of worktable	-5~+7°	-3~+6°
电机总功率	Total motor power	5.625kw	5.625kw
机床重量	Machine weight	2500kg	3000kg
外圆圆度	O.D.Roundness	1.5μm	1.5μm
表面粗糙度	Surface roughness	Ra0.32μm	Ra0.32μm
纵截面内直径一致性	Uniform of dia. in longitudinal section	5μm	5μm
卡盘上磨外圆圆度	O.D.roundness by chuck	2.5μm	2.5μm



M1320H

随机附件 | Standard accessories

· 全套冷却设备
· 砂轮压紧盘
· 机床垫铁
· 砂轮外圆修整器
· 砂轮平衡轴
· 开式中心架
· 全套电气设备

· Complete set of coolant equipment
· Wheel hub
· Leceling wedge
· Wheel peripheral dresser
· Wheel balancing arbor
· Open type steady rest
· Complete set ofelectric equipment

可选附件 | Optional accessories

· 砂轮平衡架
· 圆弧修整器
· 数显尺

· Wheel Balancing stand
· Radius Dresser
· Digital Readout

Email:info@wellmachtool.com www.wellmachtool.com

万能外圆磨床
Universal Cylindrical Grinding Machine

性能特点 | Features

· 本机床具有切削精度高，刚性强，效率高等特点。适用于磨削圆柱形和圆锥形的工件
· 机床工件、外圆砂轮、内圈砂轮、油泵和冷却泵分别由独立电机传动
· 机床工作台的纵向移动可由液压无级变速传动，也可用手轮传动，工作台润滑为小孔节流卸荷形式
· 机床各运动部件具有电器，液压和机械连锁机构，操作安全可靠

· The machine has the characteristics of high cutting precision, strong rigidity and high efficiency.
Suitable for grinding cylindrical and conical workpieces.
· Machine workpiece, outer round grinding wheel, inner ring grinding wheel, oil pump and cooling
pump are driven by independent motors.
· The longitudinal movement of the machine table can be driven by hydraulic stepless speed change,
or by handwheel, and the workbench is lubricated in the form of small hole throttling and unloading.
· Each moving part of the machine tool has electrical, hydraulic and mechanical interlocking mechanisms,
so the operation is safe and reliable

参数	Specification	M1420H/F×500	M1420H/F×800
可磨直径外圆（用中心架）	Grinding diamaters with steady-rest (O.D.)	8/60mm	8/60mm
可磨直径外圆（不用中心架）	Grinding diamaters without steady-rest (O.D.)	8/200mm	8/200mm
可磨直径内圆（用中心架）	Grinding diamaters with steady-rest (I.D.)	35/100mm	35/100mm
可磨直径内圆（不用中心架）	Grinding diamaters without steady-rest (I.D.)	25/100mm	25/100mm
工件最大重量	Max. workpiece weight	50kg	50kg
可磨长度（外圆 / 内圆）	Grinding length(O.D/I.D)	500/125mm	800/125mm
中心高	Center height	135 mm	135mm
顶尖距	Distance between centers	500mm	800mm
外圆砂轮尺寸	External wheel size	Max.Φ400×50×Φ203mm	Max.Φ400×50×Φ203mm
		Min.Φ280×50×Φ203mm	Min.Φ280×50×Φ203mm
砂轮最大线速度	Max. peipheral speed of grinding wheel	38m/s	38m/s
内圆磨具砂轮尺寸	Wheel size for internal grinding attachment	Max.Φ50×40×Φ16mm	Max.Φ50×40×Φ16mm
		Min.Φ45×35×Φ10mm	Min.Φ45×35×Φ10mm
内圆主轴转速	Internal wheel spindle rotating-speed	1670r/min	1670r/min
砂轮架快速进退量	Wheelhead rapid advance and retreat	25mm	25mm
头架尾架顶尖	Headstockand tailstock center	MT4	MT4
工作台转动范围	Swivel range of worktable	-5~+7°	-3~+6°
工作台速度	Worktable speed	0.1~4m/min	0.1~4 m/min
工作台最大移动量	Max. travel of table	645mm	945 mm
头架主轴转速	Spindle speed of headstock	50Hz:25~380 steplessr/min	50Hz:25~380 steplessr/min
		60Hz:30-456 steplesssr/min	60Hz:30-456 steplesssr/min
电机总功率	Total motor power	5.625kw	5.625kw
外型尺寸（长 × 宽 × 高）	Overall dimensions(L×W×H)	2500×1600×1600mm	3000×1600×1600mm
机床重量	Machine weight	2500kg	3000kg
圆度（外圆 / 内圆）	Roundness	1.5/2.5μm(O.D/I.D)	1.5/2.5μm(O.D/I.D)
表面粗糙度（外圆 / 内圆）	Surface roughness	Ra0.32/0.63μm(O.D/I.D)	Ra0.32/0.63μm(O.D/I.D)
纵截面内直径一致性	Uniformity of dia. in longitudinal section	5μm	5μm
卡盘上磨外圆圆度	O.D.roundness by chuck	2.5μm	2.5μm



M1420H/F

随机附件 | Standard accessories

· 全套冷却设备
· 砂轮压紧盘
· 机床垫铁
· 全套电气设备
· 砂轮平衡轴
· 内圆磨具
· 砂轮外圆修整器
· 开式中心架

· Complete set of coolant equipment
· Wheel hub
· Leveling wedge
· Complete set of electric equipment
· Wheel balancing arbor
· Int.grinding attachment
· Wheel peripheral dresser
· Open type steady rest

可选附件 | Optional accessories

· 砂轮平衡架
· 圆弧修整器
· 闭式中心架
· 特殊磨杆
· 数显尺

· Wheel balancing stand
· Radirs dresser
· Center rest close type
· Extension bar
· Digital readout

万能外圆磨床
Universal Cylindrical Grinding Machine

随机附件 | Standard accessories

· 全套电气设备	· Complete set of electric equipment
· 砂轮外圆修整器	· Wheel peripheral dresser
· 砂轮平衡轴	· Wheel balancing mandrel
· 机床垫铁	· Leveling wedge
· 内圆磨具	· Int.grinding attachment
· 全套冷却设备	· Complete set of coolant equipment
· 砂轮压紧盘	· Wheelflanges
· 开式中心架	· Open type steady rest
· 三爪卡盘	· Three jaw chuck

可选附件 | Optional accessories

· 闭式中心架	· Close type stead rest
· 圆弧修整器	· Radius dresser
· 砂轮平衡架	· Wheel balancing stand
· 端面修整器	· End-face dresser
· 数显尺	· Digital readout



M1432B

参数	Specification	M1432B×1000	M1432B×1500	M1432B×2000	M1432B×3000	M1450B×1500	M1450B×2000	M1450B× 3000
可磨长度（外圆 / 内圆）	Grinding length(O.D/I.D)	1000/125mm	1500/125mm	2000/125mm	3000/125mm	1500/320mm	2000/320mm	3000/320mm
可磨直径（外圆 / 内圆）	Grinding dia.(O.D/I.D)	Φ8~Φ320/Φ30~Φ100mm				Φ500/200mm		
中心高	Center height	180mm	180mm	180mm	180mm	270mm	270mm	270mm
最大工件重量	Max. workpiece weight	150kg	150kg	150kg	150kg	1000kg	1000kg	1000kg
工作台速度	Worktable speed	0.1~4m/min	0.1~4m/min	0.1~4m/min	0.1~4m/min	0.1~3m/min	0.1~3m/min	0.1~3m/min
砂轮最大线速度	Max. peipheral speed of grinding wheel	38m/s	38m/s	38 m/s	38m/s	38m/s	38m/s	38m/s
工作台最大移动量	Max. travel of table	1100mm	1600mm	2100mm	3100mm	1500mm	2000mm	3000mm
工作台转动范围	Swivel range of worktable	-3~+7°	-3~+6°	-2~+5°	-2~+3°	-3~+6°	-2~+5°	-2~+3°
外圆砂轮尺寸	External wheel size	Φ400×50×Φ203mm		Φ500×50×Φ203mm		Φ500×75×Φ305mm	Φ500×75×Φ305mm	Φ500×75×Φ305mm
头架主轴转速	Spindle speed of headstock	50Hz:25~220 stepless r/min		60Hz:30~264 stepless r/min		50Hz:20~224r/min	50Hz:20~224r/min	50Hz:20~224r/min
头架尾架顶尖	Headstockand tailstock center	MT4	MT4	MT4	MT4	MT6	MT6	MT6
手轮一格砂轮移动量粗 / 精	Wheelhead displacement per div.of handwheel coarse/fine	0.01/0.0025mm	0.01/0.0025mm	0.01/0.0025mm	0.01/0.0025mm	0.02/0.0025mm	0.02/0.0025mm	0.02/0.0025mm
电机总功率	Total motor power	9kw	9kw	9kw	9kw	14.08 kw	14.08kw	14.08kw
外型尺寸（长 × 宽 × 高）	Overall dimensions(L×W×H)	3605×1810×1515mm	4605×1810×1515mm	5605×1810×1515mm	7605×1810×1515mm	5320×2680×1560mm	6090×2680×1560mm	10240×2680×1560mm
机床重量	Machine weight	3700kg	4300kg	6600kg	8600kg	8600kg	9900kg	11350kg
圆度（外圆 / 内圆）	Roundness	1.5/2.5μm(O.D/I.D)	1.5/2.5μm(O.D/I.D)	1.5/2.5μm(O.D/I.D)	1.5/2.5μm(O.D/I.D)	1.5/2.5μm(O.D/I.D)	1.5/2.5μm(O.D/I.D)	1.5/2.5μm(O.D/I.D)
纵截面内直径一致性(外圆/内圆)	Uniformity of dia. in longitudinal section	8/10μm(O.D/I.D)	8/10μm(O.D/I.D)	8/10μm(O.D/I.D)	8/10μm(O.D/I.D)	8/10μm(O.D/I.D)	8/10μm(O.D/I.D)	8/10μm(O.D/I.D)
表面粗糙度（外圆 / 内圆）	Surface roughness	Ra0.32/0.63μm(O.D/I.D)	Ra0.32/0.63μm(O.D/I.D)	Ra0.32/0.63μm(O.D/I.D)	Ra0.32/0.63μm(O.D/I.D)	Ra0.32/0.63μm(O.D/I.D)	Ra0.32/0.63μm(O.D/I.D)	Ra0.32/0.63μm(O.D/I.D)

Email:info@wellmachtool.com www.wellmachtool.com

数控外圆磨床
CNC Cylindrical Grinding Machine

随机附件 | Standard accessories

· 砂轮外圆修整器	· Wheel peripheral dresser
· 砂轮卡盘	· Wheel chuck
· 平衡轴	· Balancing arbor
· 外径测量仪	· Diameter measuring instrument
· 卸砂轮拨头	· Wheel extractor
· 性分离过滤水箱	· Magnetic separator

可选附件 | Optional accessories

· 砂轮平衡架	· Wheel balancing stand
· 动静压砂轮主轴	· Hybrid wheel spindle
· 端面测量仪	· Surface measuring instrument
· 开式中心架	· Open-type steady rest
· 全自动上下料	· Automatic loading and unloading



MAKQ1320Hx500

参数	Specification	MK1320H×500	MKQ1320Hx500	MAKQ1320Hx500	MKE1332Bx1000
外圆磨削直径	External grinding dia.	Φ8~Φ200 mm	Φ8~Φ200 mm	Φ8~Φ200 mm	Φ8~Φ320 mm
外圆磨削长度	External grinding length	500 mm	400 mm	400 mm	1000 mm
中心高	Center height	135 mm	135 mm	135 mm	180 mm
顶尖距	Distance between centers	500 mm	500 mm	500 mm	1000 mm
头架顶尖	Headstock center	MT4	MT4	MT4	MT5
尾架顶尖	Tailstock center	MT4	MT4	MT4	MT4
最大工件重量	Max. workpiece weight	50 kg	5 kg	5 kg	150 kg
砂轮尺寸	Wheel size	Φ400×50×Φ203 mm	Φ400×50×Φ203 mm	Φ500×50×Φ203 mm	Φ600×75×Φ305 mm
砂轮最大线速度	Max. peipheral speed of grinding wheel	38 m/s(Dynamic and static pressure spindle 45 m/s)			
砂轮主轴转速	Wheel spindle rotation speed	1815/2150 r/min	1815/2150 r/min	1452/1720 r/min	1210/1433 r/min
X 轴最小脉冲量	Min. pulse amount in X-axis	0.001 mm	0.001 mm	0.001 mm	0.001 mm
Z 轴最小脉冲量	Min. pulse amount in Z-axis	0.001 mm	0.001 mm	0.001 mm	0.001 mm
电机总容量	Total motor power	10.825 kw	15 kw	22 kw	21.475 kw
纵向伺服电机	Longitudinal servo motor	1.6(6Nm) kw	2.4(11.5Nm) kw	3.1(15Nm) kw	4.7(23Nm) kw
横向伺服电机	Traverse servo motor	1.6(6Nm) kw	2.4(11.5Nm) kw	3.1(15Nm) kw	3.9(15Nm) kw
圆度	Roundness	1.5μm	1.5μm	1.5μm	1.5μm
表面粗糙度	Surface roughness	Ra0.32μm	Ra0.32μm	Ra0.32μm	Ra0.32μm
纵截面内直径一致性	Dia.uniformity in the longitudinal. Section	5μm	5μm	5μm	5μm

双立柱锯床
Double Column Saw Machine

性能特点 | Features

- 双立柱结构，操作平稳，锯切稳定、精度高
- 液压控制锯切进给速度，无极调速
- 锯条导新结构采用硬金属合金刀片，延长锯条使用寿命
- 可制定上压紧装置，电动送料架置
- Z 系列锯床的工作台可手动调节旋转 45 度，实现材料的斜切
- Double column structure, stable operation, stable sawing and high precision
- Hydraulical controlled sawing feed speed, stepless speed
- The new structure of the saw blade guide uses hard metal alloy blades to Extend the service life of the saw blade
- The upper pressing device and the electric feeding device can be customized
- The work table of the Z series sawing machine can be manually adjusted and rotated 45 degrees to realize the oblique cutting of materials



GH4235



GH4235Z

参数	Specification	GH4220	GH4228	GH4230	GH4235	GH4230Z	GH4235Z	GL4240Z	GL4250Z
锯切能力	Cutting range	200-200x200mm	280-280x280mm	300-300x300mm	350-350x350mm	90°:320x300 45°:200x220	90°:380x350mm 45°:240x220mm	90°:600x400mm 45°:400x300mm	90°:700x500mm 45°:500x400mm
带锯条线速度	Blade linear speed	27/45/69m/min	27/45/69m/min	27/45/69m/min	27/45/69m/min	27/45/69m/min	27/45/69m/min	27/45/69m/min	27/45/69m/min
带锯条规格	Blade szie(LxWxT)	2800x27x0.9mm	3505x27x0.9mm	3505x27x0.9mm	4115x34x1.1mm	3850x27x0.9mm	4525x34x1.1mm	5400x41x1.3mm	6200x41 x1.3mm
主电机功率	Main motor power	1.5kw	2.2kw	2.2kw	3kw	3kw	4kw	4kw	5.5kw
液压电机功率	Hydraulic motor power	0.55kw	0.55kw	0.55kw	0.55kw	0.55kw	0.55kw	1.5kw	1.5kw
冷却泵功率	Coolant power	40w	40w	40w	40w	40w	40w	125w	125w
工作夹紧方式	Workpiece clamp type	Hydraulic vise	Hydraulic vise	Hydraulic vise	Hydraulic vise	Hydraulic vise	Hydraulic vise	Hydraulic vise	Hydraulic vise
主传动结构	Main drive structure	Worm gear	Worm gear	Worm gear	Worm gear	Worm gear	Worm gear	Worm gear	Worm gear
送料方式	Workpiece feeding type	Scroll wheel	Scroll wheel	Scroll wheel	Scroll wheel	Scroll wheel	Scroll wheel	Scroll wheel	Scroll wheel
外形尺寸	Overall size	1350x900x1200mm	1780x1050x1500mm	1780x1050x1500mm	1980x1110x1600mm	2000x1250x1500mm	2200x1300x1600mm	2400x1800x1850mm	2800x2000x2000mm
包装尺寸	Packing size	1460x930x1270mm	1950x1100x1550mm	1950x1100x1550mm	2100x1160x1650mm	2100x1300x1550mm	2300x1350x1650mm	2460x1950x2000mm	2960x2150x2200mm

性能特点 | Features

- 数控双立柱金属带锯床采用进口 PLC,7 寸触摸屏组成的人机界面系统控制，可预设 5 组数据
- 手自动一体，可以分布操作，设计合理、稳定性强，切削效率高，适用于批量材料锯切、成捆锯切
- The CNC double-column metal band sawing machine is controlled by the imported PLC and 7" touch screen, and 5 sets data can be preset
- Manual and automatic integration,distributed operation,reasonable design,strong stability, high cutting efficiency, suitable for batch material sawing and bundle sawing



GNC4240



GL4260

参数	Description	GL4240	GL4250	GL4260	GL4280	GNC4230	GNC4235	GNC4240	GNC4250	GNC4260
锯切能力	Cutting range	400-400x400mm	500-500x500mm	600-600x600mm	800-800x800mm	300-300x300mm	350-350x350mm	400-400x400mm	500-500x500mm	600-600x600mm
带锯条线速度	Blade linear speed	27/45/69m/min	27/45/69m/min	27/45/69m/min	27/45/69m/min	27/45/69m/min	27/45/69m/min	27/45/69m/min	27/45/69m/min	27/45/69m/min
带锯条规格	Blade szie(LxWxT)	5000x41x1.3mm	5800x41x1.3mm	6630x67x1.6mm	8820x67x1.6mm	3505x27x1.1mm	4115x34x1.1mm	5000x41x1.3mm	5800x41x1.3mm	6640x67x1.6mm
主电机功率	Main motor power	4kw	5.5 kw	5.5kw	7.5kw	3kw	4kw	4kw	5.5kw	5.5kw
液压电机功率	Hydraulic motor power	0.75kw	0.75kw	1.5kw	2.2kw	0.75kw	0.75kw	0.75kw	1.5kw	1.5kw
冷却泵功率	Coolant power	90w	90w	125w	125w	90w	90w	90w	90w	125w
工作夹紧方式	Workpiece clamp type	Hydraulic vise	Hydraulic vise	Hydraulic vise	Hydraulic vise	Hydraulic vise	Hydraulic vise	Hydraulic vise	Hydraulic vise	Hydraulic vise
主传动结构	Main drive structure	Worm gear	Worm gear	Worm gear	Worm gear	Worm gear	Worm gear	Worm gear	Worm gear	Worm gear
送料方式	Workpiece feeding type	Scroll wheel	Scroll wheel	Scroll wheel	Scroll wheel	Hydraulic auto	Hydraulic auto	Hydraulic auto	Hydraulic auto	Hydraulic auto
外形尺寸	Overall size	2380x1200x1850mm	2780x1300x2000mm	3150x1350x2100mm	3360x2000x2600mm	1900x2380x1550mm	2000x2380x1600mm	2500x2280x2000mm	2780x2250x2000mm	3200x2250x2400mm
包装尺寸	Packing size	2460x1270x2000mm	2960x1470x2200mm	3350x1400x2200mm	3500x2150x2700mm	1950x2450x1700mm	2200x2450x1700mm	2600x2300x2100mm	2960x2320x2200mm	3300x2300x2500mm

金属带锯床
Band Saw Machine



BS-125



BS-712N



BS-1018B

参数		Specification		BS-115	BS-125	BS-712N	BS-712R	BS-912B	BS-1018B
锯切能力	圆钢 90°	Capacity	Circular 90°	115mm	125 mm	178mm	178mm	229mm	254mm
	方钢 90°		Rectangular 90°	100x150mm	150×125mm	178x305mm	178x210mm	178x305mm	127x457mm
	圆钢 45°		Circular 45°	75mm	95mm	127mm	127mm	150mm	150mm
	方钢 45°		Rectangular 45°	70x60mm	95×75mm	120x125mm	85x140mm	127x150mm	150x190mm
锯切速度	60HZ	Blade speed	60HZ	24,36,61MPM	24,36,61MPM	27,41,59,78MPM	27,41,59,78MPM	32,60,88,115MPM	35,60,88,115MPM
	50HZ		50HZ	20,29,50MPM	20,29,50MPM	22,34,49,64MPM	22,34,49,64MPM	26,50,73,95MPM	29,50,73,95MPM
锯条尺寸		Blade size		12.5x0.6x1638mm	13.5×0.68x1638mm	19x0.9x2362mm	19x0.9x2362mm	27x0.9x2655mm	27x0.9x3280mm
电机功率		Motor power		370w(1PH)	750w,380V	750w 1HP(3PH),1.1kw 1.5HP(1PH)		1.1kw 1.5HP(3PH,1PH)	1.5kw 2HP(3PH)
传动方式		Drive type		V-Belt	V-Belt	V-Belt	V-Belt	V-Belt	V-Belt
包装尺寸		Packing size		1020x320x390mm	950x450x550mm	1250x510x1150mm	1290x730x1150mm	1540x590x1150mm	1830x830x1150mm
净重 / 毛重		N.w/G.w		61/64kg	90/100kg	145/178kg	170/192kg	230/260kg	310/385kg

Email:info@wellmachtool.com www.wellmachtool.com

圆锯床
Circular Saw Machine

自动 CS-SA 系列性能特点 | Auto CS-SA Type Features

· 强功率，免维护电机
· 对着工件的最佳位置切断
· 高等级，防破裂可移动式保护装置在切割时提供最适宜的防护
· 中心定位，四维导向，可独立调整钳口的夹紧台
· 装有可移式冷却箱，强功率冷却泵

· Strong power, maintenance-free motor
· Cut off at the best position of the workpiece
· High-grade, anti-cracking movable protection device provides the most suitable protection during cutting
· Center positioning, four-dimensional guidance, clamping table that can independently adjust the jaws
· Equipped with movable cooling box and powerful cooling pump



CS350SA



CS275

参数		Specification		CS275 CS275SA	CS315 CS315SA	CS350 CS350SA
锯片尺寸	最大直径	Saw blade size	Max. diameter	φ275mm	φ315mm	φ350mm
	孔径		Bore	φ40mm	φ40mm	φ40mm
	销孔		Pin holes	2xφ8xPCD55mm	2xφ8xPCD55mm	2xφ8xPCD55mm
0°最大锯切能力	圆形	0° Max. cutting capacity	Round	60mm	70mm	120mm
	正方形		Square	60x60mm	70x70mm	120x120mm
	长方形		Rectangular	100x60mm	130x70mm	135x110mm
45°最大锯切能力	圆形	45° Max. cutting capacity	Round	60mm	70mm	110mm
	正方形		Square	60x60mm	70x70mm	110x110mm
	长方形		Rectangular	70x60mm	90x70mm	110x90mm
锯片速度		Saw blade speed		96/48rpm	38/19rpm	38/19rpm
主轴箱回转角度		Head rotation		±45°	±45°	±45°
夹钳型式		Clamping vice		double edge	double edge	double edge
夹钳最大开口		Max. vice opening		110mm	140mm	150mm
电机功率		Motor power		2.0/1.4kw (2/4 poles)	1.5/0.75kw (4/8 poles)	1.5/1.1kw (4/8 poles)
冷却泵功率		Coolant pump power		40w/380V/50Hz	40w/380V/50Hz	40W/380V/50Hz
包装尺寸		Packing size		940x560x1470mm	980x630x1530mm	1000x630x1560mm
				1040x560x1470mm	1100x630x1560mm	1130x650x1580mm
净重 / 毛重		N.w/G.w		175/200kg	235/265kg	260/290kg
				210/245kg	270/320kg	290/345kg
随机附件		Standard accessories		Machine stand,coolant system,tool box with tools		
特殊附件		Optional accessories		Saw blade		

手动 CS 系列性能特点 | Manual CS Type Features

· 机器工作台两侧带有安装孔，可安装工件支架
· 装有可移式冷却箱，强功率冷却泵
· 加长手柄省力锯切
· 对着工件的最佳位置切断
· 中心定位，四维导向，可独立调整钳口的夹紧台虎钳

· There are mounting holes on both sides of the machine table, which can be installed with workpiece brackets
· Equipped with movable cooling box and powerful cooling pump
· Extended handle for labor-saving sawing
· Cut off at the best position of the workpiece
· Center positioning, four-dimensional guidance, clamping bench vise with independent jaw adjustment

CE TUV ISO9001:2000

弓锯床
Hack Saw Machine



HS7140



HS7150

参数		Specification		HS7125	HS7132	HS7140	HS7150
锯切能力	圆钢	Capacity	Round bar	250mm	320mm	400mm	500mm
	方钢		Square bar	220x220mm	290x290mm	330x330mm	400x400mm
	斜切		Oblique saw	45°	45°	45°	45°
锯切速度		Sawing speed		39,49,63,78,98,126rpm	39,60,70rpm	39,60,70rpm	39,60.70rpm
锯片尺寸		Blade size		450x45x2.25mm	600x50x2.5mm	650x55x2.5mm	750x63x2.5mm
主电机		Main motor		2.4/3kw	3 kw	3kw	3kw
冷却泵电机		Coolant pump motor		0.04 kw, 2 poles	0.04 kw, 2 poles	0,04 kw, 2 poles	0,04 kw, 2 poles
锯条快速下降		Saw blade rapid down		0.25 kw, 4 poles	0.25 kw, 4 poles	0.25 kw, 4 poles	0.25 kw, 4 poles
包装尺寸		Packing size		2000x950x1300mm	2440x1020x1600mm	2440x1020x1600mm	2440x1190x1760mm
净重 / 毛重		N.w/G.w		600/830kg	1100/1350kg	1200/1450kg	1450/1700kg

Email:info@wellmachtool.com www.wellmachtool.com

牛头刨床
Shaper Machine

性能特点 | Features

- 适用于工件的平面、沟槽及燕尾面的加工
- 工作台沿横梁导轨可做手动或机动的水平进给。机动进给时有 12 种进给量，可供不同加工需求的选择
- 实现特殊工件的刨削功能，大大提高了加工效率
- The machines are suitable for workpiece surface, groove and dovetail processing
- Table along the beam guide rail can do manual or mobile horizontal feed.There are 12 kinds of feed in the motor feed, which can be selected for different processing requirements
- It can realize the special workpiece planing function, greatly improve the processing efficiency


刨水平面
Planing surface


刨垂直面
Planing vertical surface


刨斜面
Planing inclined surface


侧直槽
Side straight groove


刨 V 形槽
Planing V groove


刨 T 形槽
Planing T-slot


刨燕尾槽
Planing dovetail groove


刨成形面
Planing shaped surface



BC6063

参数	Specification	B635A	BC6050	BC6063/6066	BC6085	BC60100
最大刨削长度	Max. planing length	350mm	500mm	630/660mm	850mm	1000mm
滑枕底面到工作台面最大距离	Max. distance from ram bottom to working table	330mm	370mm	385mm	400mm	400mm
横向行程	Cross travel	400mm	525mm	630mm	710mm	800mm
垂直行程	Vertical travel	270mm	270mm	360mm	360mm	380mm
刀架行程	Tool post travel	110mm	120mm	120mm	160mm	160mm
滑枕往复次数（每分钟）	Ram reciprocating times	32/50/80/125(per min.)	14/20/28/40/56/80(per min.)	14/20/28/40/56/80(per min.)	17/24/35/50/70/100(per min.)	15/20/29/42/58/83(per min.)
主电机功率	Main motor power	1.5kw	3kw	3kw	5.5kw	7.5kw
刀柄最大尺寸（宽 × 厚）	Max. tool size (width×thickness)	20×30mm	20×30mm	20×30mm	30×45mm	30×45mm
T 型槽尺寸	T-slots size	14mm	18mm	18mm	22mm	22mm
回转角度	Swivel angle	±90°(Without vice),±55°(With vice)	±60°(Toolpost)	±60°(Toolpost)	±60°(Toolpost)	±60°(Toolpost)
工作台尺寸	Worktable size	350×300mm	440×360mm	630×400/600×400mm	800×450mm	1000×500mm
外形尺寸（长 × 宽 × 高）	Overall size (L×W×H)	1530×930×1370mm	2000×1250×1400mm	2000×1300×1550mm 2357×1225×1480mm	2950×1325×1693mm	3640×1575×1780mm
包装尺寸（长 × 宽 × 高）	Package size (L×W×H)	1500×1000×1500mm	2000×1300×1600mm	2000/1300/1650mm	2450/1450/1800mm	3700×1600×1800mm
净重 / 毛重	N.w /G.w	1100/1250kg	1650/1760kg	1750/1870kg 1800/1920kg	2940/3090kg	4870/5150kg

数控插床
CNC Slotting Machine

性能特点 | Features

- 适用于键槽类，花键类，盲孔类，内键槽的加工
- 配置数控系统及第四轴来实现特殊工件的插销功能，大大提高了机床的适用范围及加工效率
- 刚性好、精度储存量大、性价比高、使用寿命长并可广泛应用于机床和汽车制造、各种机械电气和航空航天等行业
- Suitable for key slot,spline,blind hole,internal keyway processing
- The machine with CNC system and the 4th axis as option to realize the pin function of special workpieces, which greatly improves the applicable range and processing efficiency
- Good rigidity, large precision storage, high cost performance, long service life and can be widely used in machine tool and automobile manufacturing, all kinds of mechanical electrical and aerospace industries



BK5032

工件 | Finished workpieces






参数	Specification	BK5030	BK5032	BK5035	BK5040
滑枕最大插削长度	The maximum length of ram	300mm	320mm	350mm	400mm
滑枕调节行程	Ram adjustment stroke	300mm	315mm	200mm	315mm
滑枕运动次数	Number of ram movement	30~150n/min	20~80n/min	0-70n/min	20~80n/min
工作台尺寸	Worktable size	550×405mm	800×610mm	750×510mm	800×610mm
工作台行程（X/Y）	Table travel(X/Y)	250×300mm	350×400mm	400×420mm	350×400mm
刀头支承孔轴线至立柱前臂的距离	The distance between the support hole axis of the cutter and the front of column	505mm	600mm	625mm	600mm
刀头支撑孔端面至工作台的距离	The distance between the support surface of the cutter and the table	540(690)mm	540mm	700mm	620mm
X 轴电机扭矩	X axis motor torque	6N.m	7.7N.m	10N.m	7.7N.m
Y 轴电机扭矩	Y axis motor torque	6N.m	7.7N.m	15N.m	7.7N.m
快速移动（X）	Rapid speed(X)	X:5m/min	X: 5m/min	X: 5m/min	X:5m/min
快速移动（Y）	Rapid speed(Y)	Y:5m/min	Y: 5m/min	Y: 5m/min	Y:5m/min
滚珠丝杠（X）	Ball screw(X)	FFZD3205-3/P4	FFZD3205-3/P4	FFZD3205-3/P4	FFZD3205-3/P4
滚珠丝杠（Y）	Ball screw(Y)	FFZD3205-3/P4	FFZD3205-3/P4	FFZD3205-3/P4	FFZD3205-3/P4
主电机功率	Main motor power	3.7kw	4kw	5.5kw	4kw
包装尺寸	Packing size(LxWxH)	2300x2200x2300mm	2800x2400x2500mm	2600x2300x2500mm	2800x2400x2500mm
机床重量（约）	Machine weight(about)	2800kg	3700kg	3400kg	3700kg

Email:info@wellmachtool.com www.wellmachtool.com

插床
Slotting Machine

性能特点 | Features

- 本机床用以加工各种零件的平面、型面及键槽等，对单件或小批生产车间最为适用
- 主传动的机构是变摇柄齿轮的回转运动变为滑枕的往复运动。工作台可作纵向、横向和回转，机动与手动进给。工作台遇有故障时则自动停止进给。
- 本机床精心设计标准化、通用化、系列化、程度高、布局合理、结构紧凑、维修方便
- The machine is used to process various parts of the plane, surface and keyway, and so on, single or small batch production workshop is the most suitable.
- The mechanism of the main transmission is that the rotary motion of the variable shank gear changes into the reciprocating motion of the ram. Table can be vertical, horizontal and rotary, mobile and manual feed. When the working table is in trouble, it will stop feeding automatically
- The machine is well designed, standardized, Universal, serialized, high degree, reasonable layout, compact structure, easy maintenance



B5032



B5020

参数	Specification	B5020	B5032	BQ5040
最大插销长度	Max. cutting length	200mm	320mm	400mm
最大插削内孔	Max. interpolated inner hole	360mm	360mm	360mm
工作台直径	Table diameter	500mm	630mm	630mm
滑枕每分钟往复次数	The number of reciprocations per minute of the ram	32, 50, 80, 125n/min	20,32,50,80n/min	20, 32, 50, 80n/min
滑枕垂直调整距离	Ram vertical adjustment stroke	230mm	315mm	315mm
插头最大尺寸（宽 × 高）	Max. size of the plug(W×H)	25×40mm	25×40mm	25×40mm
回转台回转角度	Table rotary angle	360°	360°	360°
工作台最大纵向行程（机动 / 手动）	Max.worktable longitudinal travel (mechanic moving/hand moving)	400(450)mm	480(620)mm	620mm
工作台最大横向行程（机动 / 手动）	Max.worktable cross travel (mechanic moving/hand moving)	450(500)mm	480(560)mm	560mm
工件最大重量	Max. weight of the work piece	400kg	500kg	500kg
最大切削力	Max. cutting force	55000N	75000N	75000N
工作台面至滑架下端间距	Work surface to the lower end of the carriage	320mm	490mm	690mm
刀头支撑面至床身前壁间距离	Distance between the support surface of the cutter and the front wall of the bed	485mm	600mm	600mm
工作台纵横机动进给量范围	Worktable vertical and horizontal mechanic feed range	0.08-1.21mm	0.08-1.21mm	0.08-1.21mm
工作台回转机动进给范围	Worktable rotary mechanic feed range	0.052-0.783deg	0.052-0.783deg	0.052-0.783deg
主电动机转速	Main motor speed	1430rpm	960rpm	960rpm
主电动机功率	Main motor power	3kw	4kw	4kw
外形尺寸（长 × 宽 × 高）	Overall dimension(L×W×H)	1916×1305×1995mm	2180×1505×2285mm	2290×1525×2485mm
机床重量（约）	Machine weight (about)	2200kg	3500kg	3700kg

H 系列 开放式 光纤激光切割机

H Open Type Fiber Laser Cutting Machine



H1530

参数	Specification	H1530	H1545	H2040	H2060	H2560
加工幅面	Cutting range	1530x3050mm	1530x4550mm	2030×4050mm	2030x6050mm	2530x6050mm
输出功率	Laser power	1000W-4000W				
联动速度	Linkage speed	120m/min				
加速度	Acceleration	1.0G				
定位精度	Positional accuracy	±0.03mm				
重复定位精度	Re-Positional accuracy	±0.02mm				
输入电源	Input power	380V/50Hz/60Hz 3Phase				

性能特点 | Features

- 激光功率：1000-4000W
- 热处理焊接床身
- 航空铝型材横梁
- 英国电机
- 上海柏楚 Cypcut 软件
- Laser power: 1000-4000W
- Heat treated thick welding machine body
- Aviation aluminium gantry
- UK VEICHI servo motor
- Shanghai Cypcut software

Email:info@wellmachtool.com www.wellmachtool.com

HT 系列 开放式板管一体光纤激光切割机

HT Open Type Plates & Pipes Fiber Laser Cutting Machine



H1530T

参数	Specification	H1530T	H1545T	H2040T	H2060T	H2560T
加工幅面	Cutting range	1530x3050mm	1530x4550mm	2030×4050mm	2030x6050mm	2530x6050mm
输出功率	Laser power	1000W-4000W				
联动速度	Linkage speed	100m/min				
加速度	Acceleration	1.0G				
加持范围	Clamping range	T160:Φ10-160mm			T240:Φ10-240mm	
可加工管材的最大长度	Processing Length of the pipe	3m/6m				
管材最大重量	Max. loading pipe	T160:160Kg 16Kg/m			T240:300Kg 30Kg/m	
输入电源	Input power	380V/50Hz/60Hz 3Phase				

性能特点 | Features

- 激光功率：1000-4000W
- 热处理焊接床身
- 航空铝型材横梁
- 英国电机
- 上海柏楚 Cypcut 和 Tubepro 软件
- Laser power: 1000-4000W
- Heat treated Thick welding machine body
- Aviation aluminum gantry
- UK VEICHI servo motor
- Shanghai Cypcut & Tubepro software

G 系列 大包围交换台 光纤激光切割机

G Fully Enclosed Exchange Table Fiber Laser Cutting Machine





G-1530





参数	Specification	G1530	G2040	G2060	G2560
加工幅面	Cutting range	1530X3050mm	2000×4050mm	2000×6050mm	2530×6050mm
输出功率	Laser power	1500W-6000W	1500W-6000W	1500W-6000W	1500W-6000W
联动速度	Linkage speed	140m/min	140m/min	140m/min	140m/min
加速度	Acceleration	1.5G	1.5G	1.5G	1.5G
定位精度	Positional accuracy	±0.03mm	±0.03mm	±0.03mm	±0.03mm
重复定位精度	Re-Positional accuracy	±0.02mm	±0.02mm	±0.02mm	±0.02mm
平台交换时间	Pallet exchange time	25s	30s	35s	35s
输入电源	Input power	380V/50Hz/60Hz 3Phase			

性能特点 | Features

- 激光功率：1500-6000W
- 板焊床身
- 航空铝型材横梁
- 日本富士电机
- 上海柏楚 Cypcut 或 CypcutE 软件
- 全包围带交换台

- Laser power: 1500-6000W
- Plate welding machine body
- Aviation aluminum gantry
- Japan Fuji servo motor
- Shanghai Cypcut/CypcutE software
- Full enclosure and exchange table

Email:info@wellmachtool.com www.wellmachtool.com

工件 | Finished workpieces



辅助系统 | Auxiliary system

S&A, HanLi, Tongfei brand Cooling laser source and laser head — Water chilier

Exhaust fan/ Smoke purifier — XT LASER brand Collecting smoke and dust

Oxygen, Nitrogen, Air Blow away the slag. and support combustion. — Gas — Air compressor Generate clean and dry compressed air

Industrial PC — Induatrial PC, used for isntalling software etc..

Nozzle, Protective lens, Focus lens, Ceramic ring all on cutting head — Wearing parts

传动系统 | Transmission system



Rails

HIWIN, PEK, SLOPES, T-WIN, PMI, ABBA, THK



Rack

YYC, APEX, T-WIN



Servo motor

Neugart, Atlanta, Schneider, VEICHI, Fuji, Yaskawa



Reducer

ERAFAT, Motoreducer, Neugart, Atlanta

激光器 | Laser source



IPG: CS, SS, Alu, brass, etc. Low and High reflective material



Raycus: CS, SS, Low reflective material



Max: CS, SS etc. Low reflective material

切割头 | Laser cutting head



Precitec: Pro Cutter/ Light Cutter, auto focus

Raytools: Manual and auto focus





BOCI: auto focus

液压折弯机
Hydraulic Press Brake

性能特点 | Features

WC67K- 系列数控液压折弯机
WC67K SERIES CNC HYDRAULIC PRESS BRAKE

- 数控系统选用折弯机专用数控系统（双轴）
- 后档料选用进口滚珠丝杠 + 直线导轨
- 液压凸形油缸自动补偿系统，克服了滑块变形对折弯精度的影响
- Special CNC system for press brake(double axes)
- The drive element of backgauge adopts imported ball screw and linear guideway
- The equipment of automatic hydraulic crowning system can compensate the bending to leranc caused by the ram torsion.

WC67Y 系列液压折弯机
WC67Y SERIES HYDRAULIC PRESS BRAKE

- 全钢焊接结构，振动消除应力，机器强度高、刚性好。
- 液压上传动，无级调压，采用高质量进口密封圈，平稳可靠。
- 机械挡块，扭轴同步，精度高。
- 后档料定位和滑块行程调节，采用电动快调和手动微调，数字显示。
- 上模配有统度补偿机构。（可配工作台下补偿机构）
- 机床配有安全防护栏及开门断电装置，提高了操作的安全性。

- Total steel-welded structure and stress elimination by vibration, High mechanical strength and good rigidity.
- Hydraulic top-drive, stepless pressure adjustment and high quality sealing rings imported from overseas to ensure the machine tools reliability.
- Mechanical stop and steel torsion bar to maintain synchronization and high precision.
- The stroke and distance of the backgauge is adjusted by the motor and is well adjusted by hand, the adjustment is displayed by digital meters.
- Deflection compensation device is provided for the upper die (The lower die is option for pressure 250T above)
- Safe fence and the electric interlocker have been designed for the machine to ensure the operation safety.



WC67K-160X3200



WC67Y-200/3200

规格型号	公称压力 Nominal pressure	工作台长度 Length of work table	立柱间距离 Distance between uprights	喉口深度 Throat depth	滑块行程 Stroke	最大开启高度 Open height	主电机功率 Motor power
WC67Y/K-30/1600	300 kN	1600 mm	1250 mm	200 mm	90 mm	300 mm	4 kw
WC67Y/K-40/2000	400 kN	2000 mm	1650 mm	250 mm	100 mm	330 mm	5.5 kw
WC67Y/K-40/2500	400 kN	2500 mm	2100 mm	250 mm	100 mm	330 mm	5.5 kw
WC67Y/K-63/2500	630 kN	2500 mm	2100 mm	250 mm	120 mm	340 mm	5.5 kw
WC67Y/K-63/3200	630 kN	3200 mm	2450 mm	250 mm	120 mm	340 mm	5.5 kw
WC67Y/K-80/2500	800 kN	2500 mm	2100 mm	250 mm	120 mm	380 mm	7.5 kw
WC67Y/K-80/3200	800 kN	3200 mm	2450 mm	250 mm	120 mm	380 mm	7.5 kw
WC67Y/K-100/2500	1000 kN	2500 mm	2100 mm	320 mm	120 mm	380 mm	7.5 kw
WC67Y/K-100/3200	1000 kN	3200 mm	2450 mm	320 mm	120 mm	380 mm	7.5 kw
WC67Y/K-100/4000	1000 kN	4000 mm	3090 mm	320 mm	120 mm	380 mm	7.5 kw
WC67Y/K-125/2500	1250 kN	2500 mm	2100 mm	320 mm	120 mm	380 mm	7.5 kw
WC67Y/K-125/3200	1250 kN	3200 mm	2450 mm	320 mm	120 mm	380 mm	7.5 kw
WC67Y/K-125/4000	1250 kN	4000 mm	3090 mm	320 mm	120 mm	380 mm	7.5 kw
WC67Y/K-160/3200	1600 kN	3200 mm	2450 mm	320 mm	180 mm	440 mm	11 kw
WC67Y/K-160/4000	1600 kN	4000 mm	3090 mm	320 mm	180 mm	440 mm	11 kw
WC67Y/K-200/3200	2000 kN	3200 mm	2450 mm	350 mm	200 mm	465 mm	15 kw
WC67Y/K-200/4000	2000 kN	4000 mm	3090 mm	350 mm	200 mm	465 mm	15 kw
WC67Y/K-200/6000	2000 kN	6000 mm	4800 mm	350 mm	200 mm	465 mm	15 kw
WC67Y/K-250/3200	2500 kN	3200 mm	2450 mm	400 mm	250 mm	500 mm	18.5 kw
WC67Y/K-250/4000	2500 kN	4000 mm	3090 mm	400 mm	250 mm	500 mm	18.5 kw
WC67Y/K-250/6000	2500 kN	6000 mm	4800 mm	400 mm	250 mm	500 mm	18.5 kw
WC67Y/K-300/3200	3000 kN	3200 mm	2530 mm	400 mm	250 mm	500 mm	22 kw
WC67Y/K-300/4000	3000 kN	4000 mm	3090 mm	400 mm	250 mm	535 mm	22 kw
WC67Y/K-300/6000	3000 kN	6000 mm	4800 mm	400 mm	250 mm	535 mm	22 kw
WC67Y/K-400/4000	4000 kN	4000 mm	3090 mm	400 mm	320 mm	600 mm	22 kw
WC67Y/K-400/6000	4000 kN	6000 mm	4800 mm	400 mm	300 mm	600 mm	37 kw
WC67Y/K-500/4000	5000 kN	4000 mm	3100 mm	400 mm	300 mm	600 mm	45 kw
WC67Y/K-500/6000	5000 kN	6000 mm	4800 mm	400 mm	300 mm	600 mm	45 kw
WC67Y/K-600/4000	6000 kN	4000 mm	6200 mm	400 mm	300 mm	600 mm	45 kw
WC67Y/K-600/6000	6000 kN	6000 mm	4800 mm	400 mm	300 mm	600 mm	45 kw

2 WC67K- 系列双机联动数控液压板料折弯机

2 WC67K Series Dual Linked CNC Hydraulic Plate Press

性能特点 | Features

- WC67K 系列采用同规格双缸或三缸主机，配有双机联动同步装置
- 双机联动折弯机可加工特长工件，特别适用于城市建设，高速公路的路灯杆、电力杆等特长工件加工制造
- 两台机器亦可单独使用，提高生产效率
- 特殊需求可专门设计制造
- Use two or more than two WC67K series machines, providing duplek linked or multiplex synchronous device
- The linked braked can produce unususlly long workpieces, especially suitable for city building, expressway lamp poles, automobile beams and so on
- The linked brake can be used alone,in order to raise production efficiency
- We can desgin and produce for special order



2 WC67K 320/6000

规格型号 Model	公称力 Nominal Pressure	工作台长度 Length of working table	立柱间距离 Distance between uprights	喉口深度 Throat depth	滑块行程 Stroke	工作台与滑块间最大开启距离 The Max open height between table and sliding bloke	主电机功率 Motor power	机器外形尺寸（长 × 宽 × 高） Dimension
2-320/5000	2×3200 kN	2×5000 mm	4300 mm	400mm	250mm	560mm	2×22kw	2×5060x2570x4560mm
2-320/6000	2×3200 kN	2×6000 mm	5300 mm	400mm	200mm	500mm	2×22kw	2×6060x2570x4560mm
2-400/4000	2×4000 kN	2×4000 mm	3100 mm	400mm	320mm	625mm	2×37kw	2×4140x3240x3880mm
2-400/5000	2×4000 kN	2×5000 mm	4210 mm	400mm	320mm	625mm	2×37kw	2×5050x3240x3880mm
2-500/4000	2×5000 kN	2×4000 mm	3100 mm	400mm	320mm	630mm	2×37kw	2×4090x2965x5320mm
2-500/5000	2×5000 kN	2×5000 mm	4100 mm	400mm	320mm	630mm	2×37kw	2×6530x2965x5320mm
2-500/6000	2×5000 kN	2×6000 mm	5100 mm	400mm	320mm	630mm	2×37kw	2×6090x2965x5320mm
2-630/5000	2×6300 kN	2×5000 mm	4100 mm	400mm	320mm	710mm	2×45kw	2×5050x4910x3200mm
2-630/6000	2×6300 kN	2×6000 mm	5100 mm	400mm	320mm	710mm	2×45kw	2×6050x4910x3200mm
2-800/8000	2×8000 kN	2×8000 mm	6700 mm	400mm	100mm	750mm	2×55kw	2×9500x3000x6050mm

Email:info@wellmachtool.com www.wellmachtool.com

QC12Y/K- 系列液压摆式剪板机

QC12Y/K Series Hydraulic Swing Beam Shear

性能特点 | Features

- 机架采用整体焊接结构，液压传动，蓄能器回程，性能可靠
- 数控系统与位置编码器组成闭环控制系统，精度高、稳定性好，能精确保证后档料定位尺寸
- 机床配有安全防护栏及开门断电装置，提高了操作的安全性
- Total steel-welded structure and stress elimination by vibration, hydraulic drive and accumulator return stroke,reliable performance.
- NC system and position coder form a closed ring control system, characterized by high accuracy and good stability, it is capable of ensuring the accuracy of the backgauge displacement
- Safe fence and the electric interlocker have been designed for the machine to ensure the operation safety.

规格型号 Model	可剪板厚 Shear Thickness	可剪板宽 Shear Width	剪切角度 Shear Angle	行程次数 Number of Stroke	后挡料范围 Backgauge Range	电机功率 Main Power
QC12Y/K-4×2500	4 mm	2500 mm	1°-30′	20 min^{-1}	10-500 mm	5.5 kw
QC12Y/K-4×3200	4 mm	3200 mm	1°-30′	18 min^{-1}	10-500 mm	5.5 kw
QC12Y/K-4×4000	4 mm	4000 mm	1°-30′	12 min^{-1}	10-500 mm	5.5 kw
QC12Y/K-4×6000	4 mm	6000 mm	1°-30′	7 min^{-1}	20-600 mm	7.5 kw
QC12Y/K-6×2500	6 mm	2500 mm	1°-30′	18 min^{-1}	10-600 mm	7.5 kw
QC12Y/K-6×3200	6 mm	3200 mm	1°-30′	16 min^{-1}	10-600 mm	7.5 kw
QC12Y/K-6×4000	6 mm	4000 mm	1°-30′	10 min^{-1}	10-600 mm	7.5 kw
QC12Y/K-6×6000	6 mm	6000 mm	1°-30′	7 min^{-1}	20-800 mm	11 kw
QC12Y/K-8×2500	8 mm	2500 mm	1°-30′	14 min^{-1}	10-600 mm	7.5 kw
QC12Y/K-8×3200	8 mm	3200 mm	1°-30′	10 min^{-1}	10-600 mm	11 kw
QC12Y/K-8×4000	8 mm	4000 mm	1°-30′	8 min^{-1}	10-600 mm	11 kw
QC12Y/K-8×6000	8 mm	6000 mm	1°-30′	6 min^{-1}	20-800 mm	15 kw
QC12Y/K-10×2500	10 mm	2500 mm	1°-30′	12 min^{-1}	20-600 mm	11 kw
QC12Y/K-10×3200	10 mm	3200 mm	1°-30′	10 min^{-1}	20-600 mm	11 kw
QC12Y/K-10×4000	10 mm	4000 mm	1°-30′	8 min^{-1}	20-600 mm	15 kw
QC12Y/K-12×2500	12 mm	2500 mm	2°	10 min^{-1}	20-600 mm	18.5 kw
QC12Y/K-12×3200	12 mm	3200 mm	2°	9 min^{-1}	20-600 mm	18.5 kw
QC12Y/K-12×4000	12 mm	4000 mm	2°	8 min^{-1}	20-600 mm	18.5 kw
QC12Y/K-12×6000	12 mm	6000 mm	2°	4 min^{-1}	20-800 mm	22 kw
QC12Y/K-16×2500	16 mm	2500 mm	2°	9 min^{-1}	20-600 mm	18.5 kw
QC12Y/K-16×3200	16 mm	3200 mm	2°	8 min^{-1}	20-600 mm	18.5 kw
QC12Y/K-16×4000	16 mm	4000 mm	2°	7 min^{-1}	20-600 mm	18.5 kw
QC12Y/K-16×6000	16 mm	6000 mm	2°	4 min^{-1}	20-800 mm	22 kw
QC12Y/K-20×2500	20 mm	2500 mm	2°30′	5 min^{-1}	20-800 mm	22 kw
QC12Y/K-20×3200	20 mm	3200 mm	2°30′	4 min^{-1}	20-800 mm	22 kw
QC12Y/K-20×4000	20 mm	4000 mm	2°30′	4 min^{-1}	20-800 mm	22 kw
QC12Y/K-25×2500	25 mm	2500 mm	3°	5 min^{-1}	20-800 mm	30 kw
QC12Y/K-25×3200	25 mm	3200 mm	3°	4 min^{-1}	20-800 mm	30 kw





QC12Y-8x3200

QC11Y/K- 系列数控液压闸式剪板机

性能特点 | Features

- 主机采用 QC11Y 系列液压闸式剪板机结构
- 数控系统选用 ESTUN 专用剪板机数控系统。
- 后档料丝杆选用进口滚珠丝杆 + 直线导轨
- 根据用户需要可选用其它数控系统。

QC11Y/K Series CNC Hydraulic Guillotine Shear

- The main body adopts the structure of QC11Y series hydraulic guillotine shearing machine
- The control system adopts ESTUN is special for shearing machine
- The rear gear screw adopts imported ball screw and linear guide rail
- Other control systems can be selected according to the customer needs

规格型号 Model	可剪板厚 Shear Thikness	可剪板宽 Shear Width	剪切角度 Shear Angle	行程次数 Number of Stroke	后挡料范围 Backgauge Range	电机功率 Main Power
QC11Y/K-6×2500	6 mm	2500 mm	30'-1°30'	16-35 min^{-1}	10-600 mm	7.5 kw
QC11Y/K-6×3200	6 mm	3200 mm	30'-1°30'	14-32 min^{-1}	10-600 mm	7.5 kw
QC11Y/K-6×4000	6 mm	4000 mm	30'-1°30'	10-30 min^{-1}	10-600 mm	7.5 kw
QC11Y/K-6×6000	6 mm	6000 mm	30'-1°30'	8-25 min^{-1}	10-800 mm	11 kw
QC11Y/K-8×2500	8 mm	2500 mm	30'-1°30'	14-32 min^{-1}	10-600 mm	7.5 kw
QC11Y/K-8×3200	8 mm	3200 mm	30'-1°30'	12-30 min^{-1}	10-600 mm	11 kw
QC11Y/K-8×4000	8 mm	4000 mm	30'-1°30'	10-25 min^{-1}	10-600 mm	11 kw
QC11Y/K-8×6000	8 mm	6000 mm	1°-2°	8-20 min^{-1}	20-800 mm	15 kw
QC11Y/K-12×2500	12 mm	2500 mm	1°-2°	12-25 min^{-1}	20-600 mm	18.5 kw
QC11Y/K-12×3200	12 mm	3200 mm	1°-2°	10-22 min^{-1}	20-600 mm	18.5 kw
QC11Y/K-12×4000	12 mm	4000 mm	1°-2°	8-20 min^{-1}	20-600 mm	18.5 kw
QC11Y/K-12×6000	12 mm	6000 mm	1°-2°30'	6-15 min^{-1}	20-800 mm	22 kw
QC11Y/K-16×2500	16 mm	2500 mm	1°-2°30'	12-22 min^{-1}	20-600 mm	18.5 kw
QC11Y/K-16×3200	16 mm	3200 mm	1°-2°30'	10-20 min^{-1}	20-600 mm	18.5 kw
QC11Y/K-16×4000	16 mm	4000 mm	1°-2°30'	8-15 min^{-1}	20-600 mm	18.5 kw
QC11Y/K-16×6000	16 mm	6000 mm	1°-3°	6-15 min^{-1}	20-800 mm	22 kw
QC11Y/K-20×2500	20 mm	2500 mm	1°-3°	8-20 min^{-1}	20-800 mm	22 kw
QC11Y/K-20×3200	20 mm	3200 mm	1°-3°	8-15 min^{-1}	20-800 mm	22 kw
QC11Y/K-20×4000	20 mm	4000 mm	1°-3°	6-12 min^{-1}	20-800 mm	30 kw
QC11Y/K-25×2500	25 mm	2500 mm	1°-3°	5-12 min^{-1}	20-800 mm	30 kw
QC11Y/K-25×3200	25 mm	3200 mm	1°-3°	5-10 min^{-1}	20-800 mm	30 kw
QC11Y/K-25×4000	25 mm	4000 mm	1°-3°	6-12 min^{-1}	20-1000 mm	37 kw
QC11Y/K-32×2500	32 mm	2500 mm	1°-3°30'	5-12 min^{-1}	20-1000 mm	37 kw
QC11Y/K-32×3200	32 mm	3200 mm	1°-3°30'	5-10 min^{-1}	20-1000 mm	37 kw
QC11Y/K-32×4000	32 mm	4000 mm	1°-3°30'	8-12 min^{-1}	20-1000 mm	55 kw
QC11Y/K-40×2500	40 mm	2500 mm	2°-4°	4-10 min^{-1}	20-1000 mm	55 kw
QC11Y/K-40×3200	40 mm	3200 mm	2°-4°	4-10 min^{-1}	20-1000 mm	55 kw
QC11Y/K-40×4000	40 mm	4000 mm	2°-4°	4-10 min^{-1}	20-1000 mm	55 kw



QC11Y-16x3200

Email:info@wellmachtool.com www.wellmachtool.com

W11 系列机械式三辊对称式卷板机

W11 Series Mechanical 3-roller Symmetrical Plate Rolling Machine



W11-8x2500



W11-12x2000

规格型号 Model	最大卷板厚度 Max.rolling thickness	最大卷板宽度 Max.rolling width	上辊直径 Diameter of top roller	下辊直径 Diameter of bottom roller	下辊中心距离 Central distance between bottom roller	卷板最小满载直径 Min full loading diameter of coiled plate	卷板速度 Rolling speed	电机功率 Motor power
W11-4x1500	4mm	1500mm	150mm	120mm	180mm	300mm	5m/min	3kw
W11-4x2000	4mm	2000mm	160mm	140mm	220mm	450mm	4m/min	4kw
W11-4x2500	4mm	2500mm	180mm	150mm	220mm	450mm	4.5m/min	4kw
W11-6x1500	6mm	1500mm	160mm	140mm	220mm	450mm	5m/min	4kw
W11-6x2000	6mm	2000mm	170mm	150mm	220mm	400mm	4m/min	4kw
W11-6x2500	6mm	2500mm	190mm	150mm	240mm	500mm	4.5m/min	5.5kw
W11-6x3000	6mm	3000mm	220mm	160mm	240mm	600mm	4m/min	5.5kw
W11-6x3200	6mm	3200mm	220mm	160mm	240mm	600mm	4m/min	5.5kw
W11-8x2000	8mm	2000mm	180mm	150mm	240mm	500mm	4m/min	5.5kw
W11-8x2500	8mm	2500mm	220mm	160mm	240mm	600mm	4m/min	5.5kw
W11-8x3000	8mm	3000mm	250mm	180mm	280mm	400mm	4m/min	7.5kw
W11-10x2000	10mm	2000mm	220mm	180mm	280mm	550mm	4m/min	7.5kw
W11-12x2000	12mm	2000mm	240mm	180mm	280mm	600mm	4m/min	7.5kw
W11-12x2500	12mm	2500mm	260mm	220mm	320mm	600mm	4m/min	7.5kw
W11-12x3000	12mm	3000mm	280mm	240mm	300mm	700mm	4m/min	11kw
W11-12x3200	12mm	3200mm	280mm	240mm	300mm	700mm	4m/min	11kw
W11-16x2000	16mm	2000mm	260mm	220mm	320mm	700mm	4m/min	7.5kw
W11-16x2500	16mm	2500mm	280mm	240mm	360mm	700mm	4m/min	11kw
W11-16x3000	16mm	3000mm	340mm	260mm	430mm	800mm	4m/min	15kw
W11-16x3200	16mm	3200mm	340mm	260mm	430mm	800mm	4m/min	15kw
W11-20x2000	20mm	2000mm	280mm	240mm	360mm	700mm	4m/min	15kw
W11-20x2500	20mm	2500mm	340mm	260mm	430mm	850mm	4m/min	15kw
W11-25x2000	25mm	2000mm	340mm	260mm	430mm	900mm	4m/min	15kw
W11-25x2500	25mm	2500mm	370mm	270mm	480mm	1200mm	4m/min	22kw
W11-30x2500	30mm	2500mm	420mm	360mm	550mm	1200mm	4m/min	30kw
W11-30x3000	30mm	3000mm	450mm	360mm	600mm	1200mm	4m/min	37kw

W11S 系列 上辊万能式卷板机

W11S Series Upper Roller Universal Plate Rolling Machine

性能特点 | Features

- 该机属于液压型三辊卷板机，用于常温状态下将板材卷成圆筒形、圆弧形、圆锥形
- 上辊通过液压传动进行垂直移动，采用机械传动进行水平移动
- 预弯通过上辊水平移动，使上辊相对于下辊呈非对称位置来实现
- 滚圆时通过电动机、减速机带动两下辊进行
- 由于下辊的标高不变，所以便于进料和操作
- 翻倒架采用液压翻倒
- 采用 PLC 可编程显示器控制
- 增加锥筒装置可卷制一定范围内的锥体

- This machine is a hydraulic three-roller plate rolling machine, which is used to roll plates into cylindrical, arc-shaped, and conical shapes at normal temperature
- The upper roller moves vertically through hydraulic transmission and horizontally through mechanical transmission
- Pre-bending is achieved by moving the upper roller horizontally so that the upper roller is in an asymmetrical position relative to the lower roller
- When rounding, the two lower rollers are driven by the motor and the reducer
- Since the elevation of the lower roller remains unchanged, it is convenient for feeding and operation.
- The tipping frame adopts hydraulic tipping
- It adopts PLC programmable display control
- It can be added a cone device to roll cones within a certain range



W11S-30X2500

规格型号 Model	上辊加压力 Pressure on the upper roller	上辊直径 Diameter of upper roller	下辊直径 Diameter of lower roller	中心距离 Central distance	驱动功率 Driving power	油压用 功率 Hydraulic power	移动功率 Moving power
W11S-12 x 2000	65t	250mm	145mm	200mm	5.5kw	4kw	0.75kw
W11S-16 x 2000	75t	260mm	150mm	245mm	7.5kw	4kw	1.5kw
W11S-16 x 2500	100t	300mm	165mm	270mm	11kw	5.5kw	2.2kw
W11S-20 x 2000	130t	300mm	165mm	270mm	11kw	5.5kw	2.2kw
W11S-20 x 2500	130t	330mm	180mm	300mm	15kw	5.5kw	2.2kw
W11S-20 x 3000	160t	375mm	200mm	330mm	18.5kw	7.5kw	2.2kw
W11S 25 x 2500	190t	380mm	220mm	360mm	22kw	7.5kw	4kw
W11S-25 x 3000	230t	420mm	235mm	380mm	30kw	11kw	4kw
W11S-25 x 3500	230t	440mm	235mm	380mm	30kw	11kw	4kw
W11S-30 x 2500	230t	410mm	235mm	380mm	30kw	11kw	4kw
W11S-30 x 3000	270t	450mm	250mm	400mm	37kw	15kw	4kw
W11S-30 x 3500	320t	480mm	260mm	420mm	37kw	15kw	5.5kw
W11S-30 x 4000	380t	550mm	275mm	460mm	45kw	22kw	5.5kw
W11S-35 x 2500	270t	450mm	250mm	400mm	37kw	15kw	4kw
W11S-35 x 3000	380t	500mm	275mm	460mm	45kw	22kw	5.5kw
W11S-40 x 2500	380t	500mm	270mm	420mm	37kw	18.5kw	7.5kw
W11S-40 x 3200	430t	540mm	290mm	500mm	45kw	22kw	7.5kw
W11S-40 x 3500	460t	580mm	290mm	500mm	55kw	22kw	11kw
W11S-40 x 4000	540t	630mm	340mm	610mm	55kw	22kw	11kw
W11S-45 x 2500	430t	520mm	290mm	500mm	55kw	22kw	7.5kw
W11S-45 x 3000	540t	590mm	340mm	610mm	55kw	22kw	11kw
W11S-45 x 4000	610t	660mm	360mm	650mm	75kw	30kw	15kw
W11SNC-50 x 2500	540t	580mm	340mm	610mm	55kw	22kw	11kw
W11SNC-50 x 3000	540t	620mm	360mm	650mm	55kw	22kw	11kw
W11SNC-50 x 4000	690t	700mm	380mm	700mm	75kw	30kw	15kw
W11SNC-55 x 3000	610t	620mm	360mm	650mm	75kw	30kw	15kw
W11SNC-55 x 4000	850t	750mm	420mm	780mm	90kw	37kw	15kw

Email:info@wellmachtool.com www.wellmachtool.com

W12 系列四辊卷板机

W12 Series 4 Roller Plate Rolling Machine



W12-8X2000



W12-25X2500

规格型号 Model	最大轧制厚度 Max.rolling thickness	最大预弯厚度 Max. pre-bending thickness	最大轧制宽度 Max.rolling width	上辊直径 Diameter of top roller	下辊直径 Diameter of bottom roller	侧滚轮直径 Diameter of side rollers	卷板最小满载直径 Min. full loading diameter of coiled plate	轧制速度 Rolling speed	电机功率 Motor power
W12-6x1500	6mm	4mm	1500mm	170mm	160mm	150mm	300mm	4m/min	4kw
W12-6x2000	6mm	4mm	2000mm	190mm	180mm	170mm	400mm	4m/min	4kw
W12-8x2000	8mm	6mm	2000mm	210mm	190mm	180mm	400mm	4m/min	5.5kw
W12-12x2000	12mm	8mm	2000mm	260mm	220mm	180mm	450mm	4.5m/min	7.5kw
W12-12x2500	12mm	8mm	2500mm	280mm	260mm	220mm	500mm	4.5m/min	11kw
W12-16x2000	16mm	12mm	2000mm	280mm	260mm	220mm	480mm	4.5m/min	11kw
W12-16x2500	16mm	12mm	2500mm	300mm	280mm	220mm	500mm	4.5m/min	11kw
W12-20x2000	20mm	16mm	2000mm	300mm	280mm	220mm	500mm	5m/min	15kw
W12-20x2500	20mm	16mm	2500mm	350mm	320mm	280mm	600mm	5m/min	18.5kw
W12-20x3200	20mm	16mm	3200mm	400mm	340mm	300mm	600mm	5m/min	22kw
W12-25x2500	25mm	20mm	2500mm	400mm	340mm	300mm	600mm	4m/min	22kw
W12-30x2500	30mm	25mm	2500mm	430mm	380mm	320mm	700mm	4m/min	30kw
W12-40x2500	40mm	30mm	2500mm	520mm	460mm	380mm	900mm	4m/min	37kw

压力机
Press Machine


HP-10S


HP-30S


HP-30


HP-63


HP-150

液压压力机 | Hydraulic press

参数 Model	吨位 Capacity	压力 Pressure	行程 Travel	工作台尺寸 Table size	外形尺寸 Dimension	净重 N.W
HP-10	100kn	25mpa	200mm+200mm	260x300mm	1000x450x1200mm	220kg
HP-20	200kn	25mpa	200mm+250mm	260x300mm	1160x550x1500mm	320kg
HP-30	300kn	25mpa	200mm+270mm	300x400mm	1160x550x1600mm	420kg
HP-50	500kn	25mpa	220mm+405mm	480x360mm	1500x650x1950mm	980kg
HP-63	630kn	30mpa	220mm+405mm	400x500mm	1500x650x1950mm	1020kg
HP-100	1000kn	30mpa	220mm+405mm	440x980mm	1730x730x2200mm+730x630x960mm	1220kg
HP-150	1500kn	30mpa	220mm+405mm	440x980mm	1730x730x2200mm+730x630x960mm	1350kg
HP-200	2000kn	30mpa	300mm+405mm	500x980mm	1800x800x2200mm+830x730x1260mm	2200kg
HP-250	2500kn	30mpa	300mm+405mm	500x980mm	1800x800x2250mm+830x730x1260mm	2400kg

手动压力机 | Manual press

参数 Model	吨位 Capacity	压力 Pressure	行程 Travel	工作台尺寸 Table size	外形尺寸 Dimension	净重 N.W
HP-10S	100kn	50mpa	180mm+450mm	200x300mm	700x450x1300mm	180/230kg
HP-20S	200kn	50mpa	200mm+450mm	200x300mm	700x450x1300mm	220/270kg
HP-30S	300kn	50mpa	200mm+450mm	300x400mm	750x500x1500mm	260/310kg
HP-40S	400kn	60mpa	250mm+450mm	360x500mm	1100x650x1500mm	320/370kg
HP-50S	500kn	60mpa	250mm+450mm	360x680mm	1100x650x1750mm	460/510kg

参数 Model	A	B	C	D	E	F
HP-20	1400mm	1100mm	450mm	500mm	140mm	490mm
HP-30	1460mm	1100mm	450mm	500mm	160mm	490mm
HP-50	1750mm	1300mm	550mm	800mm	200mm	540mm
HP-100	1950mm	1550mm	750mm	1000mm	270mm	540mm
HP-150	2250mm	1600mm	750mm	1000mm	270mm	790mm
HP-200	2250mm	2100mm	850mm	1000mm	300mm	790mm
HP-300	2450mm	2450mm	1200mm	1200mm	350mm	600mm
HP-500	2790mm	2700mm	1300mm	1200mm	400mm	600mm

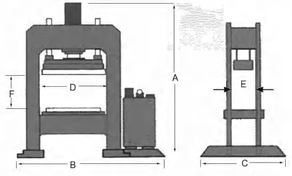

Email:info@wellmachtool.com www.wellmachtool.com


HPB-20/30


HPB-1010/150


HPB-1010/150 double cylinder

液压折弯机 | Hydraulic bending machine

参数 Model	吨位 Capacity	压力 Pressure	行程 Travel	工作台尺寸 Table size	外形尺寸 Dimension	净重 N.W
HPB-20	200kn	25mpa	200+270mm	200x360mm	1060x500x1400mm	550kg
HPB-30	300kn	25mpa	300+270mm	300x400mm	1160x550x1600mm	650kg
HPB-50	500kn	25mpa	220+405mm	400x800mm	1500x650x1950mm	1100kg
HPB-63	630kn	30mpa	220+405mm	400x800mm	1500x650x1950mm	1200kg
HPB-1010	1000kn	30mpa	220+405mm	460x980mm	1730x730x2250mm+730x630x960mm	1420kg
HPB-150	1500kn	30mpa	220+405mm	460x980mm	1730x730x2250mm+730x630x960mm	1750kg
HPB-200	2000kn	30mpa	300+405mm	500x1000mm	1940x950x2350mm+900x800x1060mm	2400kg
HPB-300	3000kn	30mpa	300+405mm	700x1200mm	2100x950x2700mm+1100x1200x1350mm	4200kg
HPB-100 双缸 (double cylinder)	1000kn	30mpa	300+405mm	420x1300mm	2100x750x2250mm+630x730x960mm	2100kg
HPB-150 双缸 (double cylinder)	1500kn	30mpa	300+405mm	420x1300mm	2100x750x2250mm+630x730x960mm	2400kg

参数 Model	A	B	C	D	E	F
HPB-20	1400mm	1100mm	450mm	500mm	140mm	490mm
HPB-30	1460mm	1100mm	450mm	500mm	160mm	490mm
HPB-50	1750mm	1300mm	550mm	800mm	200mm	540mm
HPB-1010	1950mm	1550mm	750mm	1000mm	270mm	540mm
HPB-150	1950mm	1600mm	750mm	1000mm	270mm	790mm
HPB-200	2250mm	2100mm	850mm	1000mm	300mm	790mm
HPB-300	2450mm	2450mm	1200mm	1200mm	350mm	600mm
HPB-500	2790mm	2700mm	1399mm	1200mm	400mm	600mm

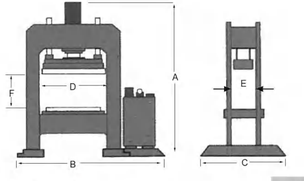

CE TUV ISO9001:2000

四柱液压机
Four Column Hydraulic Press

性能特点 | Features

- 四柱结构简单，经济实用；框架结构刚性好，精度高，防偏载能力强
- 液压控制采用整体式插装阀系统，减少泄漏点，运行可靠，使用寿命长
- PLC 控制的电气系统结构紧凑，灵敏，可靠，灵活
- 工作压力和行程可根据规定范围内的工艺要求进行调整，操作简单

- Four-column structure is simple, economical and the frame structure has good rigidity, high precision, and strong anti-eccentric load capability.
- The hydraulic control adopts an integral cartridge valve system to reduce leakage points, reliable operation and long service life.
- The electrical system controlled by PLC is compact, sensitive, reliable and flexible.
- The working pressure and stroke can be adjusted according to the process requirements within the specified range, and the operation is simple.





参数 Model	压力 Pressure	行程 Travel	最大开合 Max. opening and closing	工作台尺寸 Table size	功率 Power	包装尺寸 Packing size	毛 / 净重 G/N.W
HP-30F1	300 KN	300 mm	500 mm	400x400 mm	3 kw	800x700x2100 mm 800x750x1200 mm	940/850 kg
HP-40F1	400 KN	300 mm	500 mm	400x400 mm	3 kw	800x700x2100 mm 800x750x1200 mm	1120/1030 kg
HP-50F1	500 KN	300 mm	600 mm	500x500 mm	4 kw	900x800x2200 mm 900x850x1400 mm	1620/1520 kg
HP-63F1	630 KN	400 mm	600 mm	500x500 mm	4 kw	900x800x2200 mm 900x800x1400 mm	1750/1620 kg
HP-100F1	1000 KN	400 mm	700 mm	600x600 mm	4 kw	1000x900x2350 mm 1000x900x1500 mm	2280/2150 kg
HP-150F1	1500 KN	400 mm	700 mm	600x600 mm	4 kw	1000x900x2350 mm 1000x900x1500 mm	2460/2260 kg
HP-200F1	2000 KN	400 mm	750 mm	700x700 mm	5.5 kw	2800x1000x1600 mm 1100x1000x1600 mm	3100/2950 kg
HP-250F1	2500 KN	400 mm	750 mm	700x700 mm	5.5 kw	3000x1100x1800 mm 1100x1000x1600 mm	3600/3450 kg
HP-315F1	3150 KN	400 mm	800 mm	800x800 mm	7.5 kw	3200x1100x1800 mm 1400x1200x1650 mm	4600/4420 kg
HP-400F1	4000 KN	400 mm	800 mm	900x900 mm	7.5 kw	3200x1200x1900 mm 1400x1200x1650 mm	5350/5170 kg
HP-500F1	5000 KN	500 mm	900 mm	1000x1000 mm	11 kw	3500x1300x2000 mm 1400x1200x1650 mm	7550/7350 kg
HP-630F1	6300 KN	500 mm	1000 mm	1000x1000 mm	11 kw	3500x1300x2100 mm 1500x1300x1650 mm	9850/9650 kg

Email:info@wellmachtool.com www.wellmachtool.com

开式可倾液压机
C-Frame Inclinable Press

性能特点 | Features

- 此系列压力机采用刚性转键式离合器，结构简单，操作、维修方便，工作平稳、冲击小、噪音低；
- J23-25 型开式可倾压力机为国内首家将传动档的滑动轴承（及 铜瓦）改为滚动轴承的，更改后传动档耐磨损，避免了因铜瓦磨损快而导致齿轮噪音大。
- J23-80 型压力机采用气动双平衡缸结构，平衡力波动小，平衡了滑块及上模的重量，避免了因上述重量而产生的机床晃动。可以防止传动中齿轮反向受力而造成的撞击与噪声，可以防止因制动器失灵或连杆折断时，滑块坠落而产生的事故。

- This series of press adopts rotating key positive clutch, which has a simple structure and is convenient to operate and maintain, achieving smooth operation, low impact and low noise.
- J23-25 open type inclinable press machine is the first to adopt rolling bearing rather than the commonly used silding bearing (copper bearing) for the transmission gear, making the transmission gear more wear-resistant and avoiding loud noises of gears caused by the quickly worn copper bearing.
- J23-80 type press machine all adopt the structure of pneumatic dual balance cylinder, which has small fluctuation of the balance force and it balances the slider and the upper die, which can cause the lathe unstable. And it can also avoid the clash and noise caused by the converse force of gears in transmission,and avoid accidents caused bu the converse force of gears in transmission, and avoid accidents caused by the falling of slider when the brake fails or the connecting rodruptures.



J23-16



J23-25

参数		Specification		Unit	J23-6.3	J23-10	J23-16	J23-25	J23-35	J23-40	J23-63	JB23-63A	J23-80
公称力		Nominal pressure		KN	63	100	160	250	350	400	630	630	800
公称力行程		Nominal stroke		mm	2	2	2	2.5	3.5	6	7	7	7
滑行行程		Slide stroke		mm	35	45	55	65	80	90	110	110	120
行程次数	快速	Slide strokes per minute	High speed	min-1	170	145	125	N/A	N/A	N/A	N/A	N/A	N/A
	低速		Low speed	min-1	N/A	N/A	N/A	55	50	45	40	40	38
封闭高度		Closure height		mm	150	180	220	270	290	320	390	390	440
封闭高度调节量		Closing height adjustment		mm	30	35	45	55	60	65	80	80	90
滑块中心至机身距离		Throat depth		mm	110	130	160	200	220	250	310	310	350
立柱距离		Distance between uprights		mm	150	180	220	270	280	340	420	420	450
滑块底面尺寸	左右	Slide bottom size	L×R	mm	140	170	200	250	250	300	400	400	450
	前后		F×B	mm	120	150	180	220	220	260	360	360	360
模柄孔尺寸	直径	Shank hole size	Dia	mm	30	30	40	40	40	50	50	50	60
	深度		Depth	mm	55	55	60	60	60	70	70	70	75
工作台板尺寸	左右	Bolster size	L×R	mm	310	370	450	560	610	700	860	860	950
	前后		F×B	mm	200	240	300	370	400	460	570	570	650
落料孔直径		Banking hole diameter		mm	60	80	100	120	130	150	180	180	200
工作台板厚度		Bolster thickness		mm	30	35	40	50	60	65	80	80	100
最大倾斜角度		Max angle of Inclination			45	35	35	30	30	30	20	20	20
工作台离地面距离		Bolster surface height		mm	750	730	750	800	815	850	850	850	850
外形尺寸	前后	Overcall dimensions	F×B	mm	780	900	1150	1345	1460	1721	1958	1958	2060
	左右		L×R	mm	620	665	847	950	1058	1335	1500	1500	1715
	高		H	mm	1503	1658	1910	2130	2225	2488	2868	2868	3290
地脚螺栓距离	前后	Distance between foundation bolts	F×B	mm	530	610	780	920	1020	1060	1300	1300	1360
	左右		L×R	mm	314	394	450	600	650	750	920	920	1010
电动机功率		Motor power		kw	0.75	1.1	1.5	2.2	4	5.5	7.5	7.5	7.5

开式固定台压力机

C-Frame Fixed Botster Press



JH21-125

可选附件 | Optional accessories

- 干式离合制动器 · Dry clutch
- 气垫装置 · Air cushion apparatus
- 光电保护装置 · Light curtain Protection
- 快速换模装置 · Die quick change device
- 脚踏开关 · Foot pedal
- 输出轴 · Output shaft
- 变频调速 · Requency control
- 滑块上部脱料装置 · Top stripping device for slider

参数		Specification		Unit	JH21-200		JH21-250		JH21-315		JH21-400	
形式		Type		kn	H	S	H	S	H	S	H	S
公称力		Nominal pressure		mm	2000		2500		3150		4000	
公称力行程		Nominal stroke		mm	6	6	6.5	6.5	7	7	8	8
滑行行程		Slide stroke		min-1	150	200	160	220	160	220	180	250
行程次数	固定	Slide Strokes Per Minute	Fixed	min-1	60	45	48	33	50	33	40	30
	可变		Variable	mm	40-70	30-55	35-58	25-40	35-58	25-40	30-50	20-35
最大装模高度		Max Die Set Height		mm	485	450	530	500	530	500	585	550
装模高度调节量		Die Height Adjustment		mm	110		120		120		120	
滑块中心至机身距离		Throat depth		mm	430		450		450		450	
立柱距离		Distance between uprights		mm	910		980		980		1050	
滑块底面尺寸	左右	Slide bottom size	L×R	mm	880		900		900		1020	
	前后		F×B	mm	650		700		700		750	
模柄孔尺寸	直径	Shank hole size	Dia	mm	70		70		70		70	
	深度		Depth	mm	100		100		100		100	
工作台板尺寸	左右	Bolster size	L×R	mm	1390		1500		1540		1700	
	前后		F×B	mm	840		880		880		880	
落料孔直径		Banking hole diameter		mm	240		240		240		240	
工作台板厚度		Bolster thickness		mm	180		190		190		210	
工作台离地面距离		Bolster surface height		mm	1000		1000		1000		1100	
外形尺寸	前后	Overcall dimensions	F×B	mm	2600		2660		2720		2850	
	左右		L×R	mm	1540		1640		1680		1750	
地脚螺栓距离	高	Distance between Foundation bolts	H	mm	3800		3850		3850		4140	
	前后		F×B	mm	2020		2230		2200		2385	
	左右		L×R	kw	1360		1460		1500		1570	
电动机功率		Motor power		kw	18.5		22		30		37	
压机气压		Press pressure		Mpa	0.5							

Email:info@wellmachtool.com www.wellmachtool.com

随机附件 | Standard accessories

- 高性能湿式离合器 · Wet clutch
- 液压过载保护装置 · Hydraulic overload protecting pump
- 电动黄油润滑装置 · Auto lubrication system
- 手动稀油润滑装置 · Manual lubrication system
- 滑块及上模平衡装置 · Balance cylinders for slide and upper die
- 误送捡知接口 · Joint for miss-feeding
- 触摸屏 · Touch screen
- 电子式曲轴角度指示器 · Electronic crankshaft angle indicator
  (JH21-25~80 为指针式) (JH21-25~80 are pointer type)
- 凸轮控制器 · Cam controller
- 电动滑块调整装置（JH21-60~400） · Die height adjusted motor(JH21-60~400)
- 可编程控制器 · PLC: Programmable logical controller
- 空气源快速接头 · Air source quick connector
- 减震垫 · Shock Absorption Pads
- 工作灯 · Working lamp
- 空气吹料 · Air blowing
- 二度落 · Second degree drop
- 玉调计数器（触摸屏显示） · Preset counter(Touch screen display)

参数		Specification		Unit	JH21-25		JH21-45		JH21-60		JH21-80		JH21-125		JH21-160	
形式		Type		kn	H	S	H	S	H	S	H	S	H	S	H	S
公称力		Nominal pressure		mm	250		450		600		1000		1250		1600	
公称力行程		Nominal stroke		mm	3	3	4	4	5	5	5	5	6	6	6	6
滑行行程		Slide stroke		min-1	50	80	70	120	100	160	100	160	110	180	130	200
行程次数	固定	Slide Strokes Per Minute	Fixed	min-1	125	100	95	80	80	60	80	55	70	50	60	45
	可变		Variable	mm	75-150	60-120	65-115	50-95	55-95	40-75	55-95	35-65	50-85	35-60	40-70	30-55
最大装模高度		Max Die Set Height		mm	265	250	295	270	350	320	365	335	385	350	435	400
装模高度调节量		Die Height Adjustment		mm	50		60		80		90		90		100	
滑块中心至机身距离		Throat depth		mm	210		225		310		330		350		400	
立柱距离		Distance between uprights		mm	470		525		580		670		630		696	
滑块底面尺寸	左右	Slide bottom size	L×R	mm	360		40		540		620		620		700	
	前后		F×B	mm	250		340		460		520		520		580	
模柄孔尺寸	直径	Shank hole size	Dia	mm	40		50		50		70		70		70	
	深度		Depth	mm	50		60		70		80		80		100	
工作台板尺寸	左右	Bolster size	L×R	mm	720		825		950		1060		1100		1175	
	前后		F×B	mm	400		440		600		640		680		760	
落料孔直径		Banking hole diameter		mm	150		150		180		180				220	
工作台板厚度		Bolster thickness		mm	80		110		140		145		155		165	
工作台离地面距离		Bolster surface height		mm	750		775		845		850		850		900	
外形尺寸	前后	Overcall dimensions	F×B	mm	1500		1540		1765		2000		2040		2305	
	左右		L×R	mm	945		1075		1200		1300		1320		1420	
地脚螺栓距离	高	Distance between foundation bolts	H	mm	2090		2365		2675		2960		2980		3210	
	前后		F×B	mm	990		1095		1225		1350		1445		1665	
	左右		L×R	kw	690		760		920		1020		1040		1140	
电动机功率		Motor power		kw	3		5.5		7.5		7.5		11		15	
压机气压		Press pressure		Mpa	0.5											

砂带机

Belt Grinder

参数	Specification	BG-75	BG-150
电机功率	Motor power	3.0kw	4.0kw
接触轮	Contact wheel	200x75mm	200x150mm
皮带尺寸	Belt size	2000x75mm	2000x150mm
皮带速度	Belt speed	30m/s	30m/s
平面磨削面积	Face grinding surface	590x75mm	590x150mm
工作高度	Work height	600-1200mm	600-1200mm
外形尺寸	Packing size	1150x650x670mm	1150x670x670mm
净重 / 毛重	N.w/G.w	105/120kg	125/140kg
装柜数量	Loading amount	54pcs/20GP	48pcs/20GP



BG75

性能特点 | Features

- 大面积磨削表面
- 砂带高速转动
- 电机功率高
- 快速调整倾斜
- 新型导尘方式 (专利产品)
- 方便的防护设备
- 高强度、高稳定机架

- Large face grinding surface
- High belt speed
- High motor power
- Quick adjustment for tilted
- New way for discharge air(Patented product)
- Convenience protective equirement
- High strength, high stable rack

磨管机

Pipe Belt Grinder

性能特点 | Features

- 电机功率高
- 快速夹紧装置 (专利产品)
- 快速更换砂带及轴
- 方便的防护设备
- 高强度、高稳定机架

- High motor power
- Quick clamping device (Patent product)
- Rapid replacement belt and shaft
- Convenience protective equirement
- High strength, high stable rack



PRS76H

参数	Specification	PRS-76H
电机功率	Motor power	3.0kw
电机转速	Speed	2850rpm
皮带尺寸	Belt dimension	100x2000mm
皮带速度	Belt speed	30m/s
磨削直径	Grinding area	20-76mm
滑块可调角度	Adjustable slide	30°-90°
外形尺寸	Packing size	1450x1150x650mm
净重 / 毛重	N.w/G.w	145/175kg

Email:info@wellmachtool.com www.wellmachtool.com

电动卷板机 / 卷圆机

Electric Slip Roll/Round Bending Machine

规格型号 Model	最大轧制厚度 Max.rolling thickness	最大轧制宽度 Max.rolling width	辊直径 Dia. of roll (mm)	电机功率 Motor power	包装尺寸 Packing size (cm)	净 / 毛重 N.W/G.W(kg)
ESR-1020x2	2.0	2.0	60	0.75	174x 60x 126	260/325
ESR-1300x1.5	1.5	1.5	75	0.75	18x 65x 110	280/340
ESR-1300x1.5E	1.5	1.5	60	0.75	190x 55x 110	270/340
ESR-1300x2.5	2.5	2.5	90	1.5	200x 72x 120	540/600
ESR-1300x4.5	4.5	4.5	120	2.2	200x 76x 127	750/830
ESR-1550x3.5	3.5	3.5	120	2.2	222x 76x 127	790/890
ESR-2020x3.5	3.5	3.5	127	4.0	270x 87x 130	1100/1200
ESR-2070x2.5	2.5	2.5	120	2.2	282x 87x 130	1060/1200
ESR-2070x3.5	3.5	3.5	127	3.0	282x 87x 130	1110/1250



ESR1300X2.5



HRBM65



RBM40HV

规格型号 Model	RBM40HV		RBM50HV		HRBM65	
辊直径 Dia. of roller (mm)	Ø40		Ø50		Ø65	
功率 Power	1.5kw/2HP		2.2kw/3HP		2.25kw/3HP	
主轴转速 Spindle speed	9.3r/min		13r/min		9.3r/min	
包装尺寸 Packing size (cm)	140x 95x 34		150x 95x		125x 115x 180	
净 / 毛重 N.W/G.W(kg)	425/495		134515/647		720/920	
Capacity	Size (mm)	Min Dia (mm)	Size (mm)	Min Dia (mm)	Size (mm)	Min Dia (mm)
	50x 10	600	60x10	500	80x25	600
	20x6	800	40x10	650	40x10	500
	60x20	800	100x15	920	120x25	600
	30x6	1250	60x10	1150	50x10	400
	30x30	650	35x35	600	50	600
	10x10	1100	20x20	780	20	400
	50x6	600	60x7	750	80x40x7	500
	30x3	500	50x5	500	40x40x5	400
	50x6	600	60x7	750	80x40x7	400
	30x3	500	50x5	700	40x40x5	360
	60x40x6	600	80x45x6	600	100x50x6	600
	30x15x4	900	65x40x5	550	50x40x5	500
	60x40x6	600	80x45x6	650	100x50x6	600
	30x15x4	900	65x40x5	550	50x40x5	500
	50x5	500	60x5	500	70x6	500
	30x4	500	50x5	500	40x5	400
	50x5	500	60x5	700	70x6	600
	30x4	500	50x5	700	40x5	500
	Ø30	650	Ø35	600	Ø50	600
	Ø10	1100	Ø30	650	Ø20	400
	50x50x2.5	700	60x60x3	600	70x70x3	900
	30x30x2	800	40x40x3	500	30x30x3	500
	50x25x2.5	800	70x50x3	1200	80x40x3	800
	40x20x2	1000	50x40x3	800	50x30x2	500

* One set of combination roller from above molds as standard * 以上模具类型可任选一种作为标配

CE TUV ISO9001:2000